



Outdoor Lighting

Discretionary & Stock Solutions Guide



TWR and TWS LED Wall Pack Luminaires

TWR1 | TWR2 | TWS

TWR and TWS LED wall packs offer the traditional shape you've grown accustomed to, coupled with the technology you need. Featuring adjustable lumen output, switchable color temperature and a switchable photocell, TWR and TWS LED wall packs allow for customized solutions to meet the unique requirements of each job site with 18 configurations in one product.

Designed to blend in effortlessly, TWR and TWS LED wall packs eliminate unsightly marks and stains left by replacing older fixtures as their size and dimensions are the same as the typical legacy HID wall pack. Replace one or replace them all, TWR and TWS LED wall packs are cost-effective, energy efficient, and always in stock making them an ideal solution for many outdoor applications.





TWR1 – 2,300 / 5,300 / 8,500 lumens
13.2 in x 9.4 in x 7.2 in



TWR2 – 8,200 / 12,100 / 16,100 lumens
17.1 in x 9.2 in x 7.9 in



TWS – 1,000 / 1,700 / 2,400 lumens
11 in x 6.9 in x 5.2 in

Choose Your Options on the Fly!

The TWR and TWS LED wall packs include three adjustable lumen settings, three switchable color temperatures, and a switchable photocell to provide superior flexibility for project-specific customization that is easy to adjust on location.



TWR and TWS Stock Configurations

Luminaire	HID Replacement Wattage	Lumen Output	Input Power	Voltage	Finish	Catalog Number	CI Code	UPC
TWR1	250W	2,300 – 8,500	16 – 59W	120-347V	Dark Bronze	TWR1 LED ALO SWW2 UVOLT PE DDBTXD	*280GWW	00196183389947
TWR2	400W	8,200 – 16,100	55 – 112W	120-347V		TWR2 LED ALO SWW2 UVOLT PE DDBTXD	*280GX5	00196183390028
TWS	100W	1,000 – 2,400	7 – 17W	120-277V		TWS LED ALO SWW2 MVOLT PE DDB M2	*280JKF	00196183403322



Adjustable Lumen Output



Dusk-to-Dawn Operation



Switchable CCT
3000K / 4000K / 5000K


TWX LED Wall Pack Luminaires

TWX1 | TWX2 | TWX3

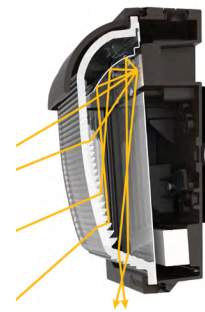
The TWX LED wall pack, with its sleek design, features premium borosilicate glass lens that is designed specifically for this product, working in conjunction with the high-efficiency light engine to provide superior illumination while minimizing wasted up-light. The new slim design allows more product to be placed on the distributor shelf and creates a less obtrusive appearance on the building. TWX LED is available in three sizes in both glass and polycarbonate lens options, creating a complete and compelling offering.



Geometric shape covers the footprint of a typical HID wall pack, covering any unsightly stains.



Adjustable Light Output (ALO) technology option dials in to desired output to match the needs of any jobsite and reducing the number of stocked SKUs.



The redesigned and reduced lens size allows for a better light distribution and eliminates any direct glare from LEDs, available in both glass and polycarbonate.



The TWPX LED vandal-resistant wall pack features a premium polycarbonate lens designed to make these luminaires tough enough to take real world abuse in applications such as parks and recreation areas, locker rooms, entry ways or any other high-traffic public spaces.



All colors are offered in smooth or textured finish. Stocked TWX luminaires offered in textured dark bronze.



TWX1 – 2,950 lumens
12 in x 7.5 in x 5 in

TWX2 – 6,850 lumens
9 in x 13 in x 4.5 in

TWX3 – 13,850 lumens
14 in x 18 in x 5 in

4000K Stock Configurations

Luminaire	HID Replacement Wattage	Adjustable Lumen Output	Input Power	Voltage	Finish	Catalog Number	CI Code	UPC
TWX1	100W	600 - 2,950	22W	MVOLT (120V - 277V)	Textured Dark Bronze	TWX1 LED ALO 40K MVOLT DDBTXD	*268TUH	00194994620464
TWX2	250W	1,450 - 6,950	54W			TWX2 LED ALO 40K MVOLT DDBTXD	*268TUM	00194994620488
TWX2	250W	1,450 - 6,950	54W			TWX2 LED ALO 40K MVOLT PE DDBTXD	*268TUN	00194994620402
TWX3	400W	2,900 - 13,850	108W			TWX3 LED ALO 40K MVOLT DDBTXD	*268TUY	00194994620594
TWX3	400W	2,900 - 13,850	108W			TWX3 LED ALO 40K MVOLT PE DDBTXD	*268TV0	00194994620600

NOTE: See Specification Sheet for TWPX LED configurations.

5000K Stock Configurations

Luminaire	HID Replacement Wattage	Lumen Output	Input Power	Voltage	Finish	Catalog Number	CI Code	UPC
TWX1	100W	600 - 2,950	22W	MVOLT (120V - 277V)	Textured Dark Bronze	TWX1 LED ALO 50K MVOLT DDBTXD	*268TUF	00194994620457
TWX2	250W	1,450 - 6,950	54W			TWX2 LED ALO 50K MVOLT DDBTXD	*268TUR	00194994620495
TWX2	250W	1,450 - 6,950	54W			TWX2 LED ALO 50K MVOLT PE DDBTXD	*268TUS	00194994620501
TWX3	400W	2,900 - 13,850	108W			TWX3 LED ALO 50K MVOLT DDBTXD	*268TV2	00194994620549
TWX3	400W	2,900 - 13,850	108W			TWX3 LED ALO 50K MVOLT PE DDBTXD	*268TV3	00194994620433

NOTE: See Specification Sheet for TWPX LED configurations.

WPX LED Wall Pack Luminaires

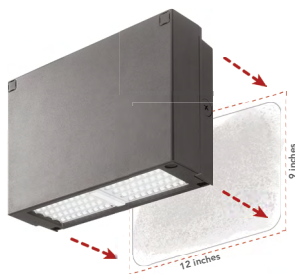
WPX0 | WPX1 | WPX2 | WPX3

The WPX family of LED wall packs are your best choice for everyday wall mounted lighting needs. No longer will your customers have to sacrifice performance and style to get the low initial cost that they demand.




Benefits for Contractors:

The WPX is offered in four sizes with configurable options, ideal footprint dimensions and easy installation, meeting the needs of any application. The results are installations that your customers can be proud of for both their sustainability and their architecture.



Geometric shape fully covers the footprint of a typical HID wall pack, covering any unsightly stains.




Easy installation options with integral wiring compartment. Mount directly over standard recessed or surface-mount junction boxes or use one of three 1/2" threaded conduit hubs for surface conduit mounting.



Superior illumination with wide, uniform distribution with LED array for minimal glare (no high intensity chip-on board LEDs that cause discomfort glare).



Multi-volt (120V – 277V) button photocell option for dusk-to-dawn operation.



	Standard (0°C min)	Cold (-20°C min)
WPX1	4W (E4WH)	14W (E14WC)
WPX2	4W (E4WH)	14W (E14WC)

Sample Nomenclatures:

WPX1 LED 40K MVOLT E4WH DDBXD
WPX2 LED 40K MVOLT E14WC DDBXD

Self-contained emergency battery backup solution which is critical to safety and building codes. Available on WPX1 and WPX2.



WPX0 – 850 – 1,650 lumens
5.5 in x 5.75 in x 2 in
ADA Compliant!

WPX1 P1 – 1,550 lumens
WPX1 P2 – 2,900 lumens
11.1 in x 8.1 in x 3.2 in
ADA Compliant!

WPX2 – 6,000 lumens
12.3 in x 9.1 in x 4.1 in

WPX3 – 9,200 lumens
13 in x 9.5 in x 5.5 in

Switchable Stock Configurations

Luminaire	HID Replacement Wattage	Lumen Output	Input Power	Voltage	Finish	Catalog Number	CI Code	UPC
WPX0	70W HID	850-1,650	6.4 - 13W	MVOLT (120V - 277V)	Dark Bronze	WPX0 LED ALO SWW2 MVOLT PE DDBXD M2	*276U4U	00196182511806

*Note - switchable photocell included

3000K Stock Configurations

Luminaire	HID Replacement Wattage	Lumen Output	Input Power	Voltage	Finish	Catalog Number	CI Code	UPC
WPX1 P1	70W HID	1,550	11W	MVOLT (120V - 277V)	Dark Bronze	WPX1 LED P1 30K MVOLT DDBXD	*266CN3	00194994017684
WPX1 P2	150W HID	2,900	24W			WPX1 LED P2 30K MVOLT DDBXD	*265SWH	00193048870541
WPX2	250W HID	6,000	47W			WPX2 LED 30K MVOLT DDBXD	*265SX2	00193048870725
WPX3	400W HID	9,200	69W			WPX3 LED 30K MVOLT DDBXD	*265SX8	00193048870800

4000K Stock Configurations

Luminaire	HID Replacement Wattage	Lumen Output	Input Power	Voltage	Finish	Catalog Number	CI Code	UPC
WPX1 P1	70W HID	1,550	11W	MVOLT (120V - 277V)	Dark Bronze	WPX1 LED P1 40K MVOLT DDBXD	*266CN9	00194994017714
WPX1 P2	150W HID	2,900	24W			WPX1 LED P2 40K MVOLT DDBXD	*265SWK	00193048870589
WPX2	250W HID	6,000	47W			WPX2 LED 40K MVOLT DDBXD	*265SX3	00193048870756
WPX3	400W HID	9,200	69W			WPX3 LED 40K MVOLT DDBXD	*265SX9	00193048870794

5000K Stock Configurations

Luminaire	HID Replacement Wattage	Lumen Output	Input Power	Voltage	Finish	Catalog Number	CI Code	UPC
WPX1 P1	70W HID	1,550	11W	MVOLT (120V - 277V)	Dark Bronze	WPX1 LED P1 50K MVOLT DDBXD	*266CN9	00194994017714
WPX1 P2	150W HID	2,900	24W			WPX1 LED P2 50K MVOLT DDBXD	*265SWM	193048870572
WPX2	250W HID	6,000	47W			WPX2 LED 50K MVOLT DDBXD	*265SX6	193048870770
WPX3	400W HID	9,200	69W			WPX3 LED 50K MVOLT DDBXD	*265SX9	00193048870794

HomeGuard LED Security Lights



HGX LED

The HomeGuard LED family of residential security floodlights, with rugged die cast aluminum construction, are long-lasting, energy-efficient solutions that may be mounted on the wall or under the eaves.

HomeGuard LED security lights are available with the right feature sets for every application; ranging from a low-cost version for switched circuit applications all the way to a fully-featured product that includes an integral photocell for automatic dusk-to-dawn lighting, color-switching, lumen switching and a motion sensor.



Easy, tool-less aiming, directing the light where it is needed.

Integrated visors allow for visually pleasing illumination with minimal glare.



Modern design with user-friendly controls. Non-obtrusive motion sensor with elegant 4000K accent light and CCT color switching on the heads.



Adjustable Light Output (ALO) and CCT color switching from warm, cool or daylight settings (3000K / 4000K / 5000K).



HGX 2RH



HGX 2RH ALO SWW2 PE



HGX 3RH ALO SWW2 PE



HGX 2RH ALO PE



HGX 2SH ALO SWW2 PE



HGX 2RH ALO SWW2 PIR



HGX LED 2RH MO


Stock Configurations

Series Nomenclature	UPC	Features
HGX LED 2RH 40K 120 DDB HGX LED 2RH 40K 120 WH	00194995254156 00194995254170	
HGX LED 2RH ALO 40K 120 PE DDB HGX LED 2RH ALO 40K 120 PE WH	00194995254200 00194995254194	
HGX LED 2RH ALO SWW2 120 PE DDB HGX LED 2RH ALO SWW2 120 PE WH	00194995254255 00194995254316	
HGX LED 2SH ALO SWW2 120 PE DDB HGX LED 2SH ALO SWW2 120 PE WH	00194995255214 00194995255207	
HGX LED 3RH ALO SWW2 120 PE DDB HGX LED 3RH ALO SWW2 120 PE WH	00194995255160 00194995255139	
HGX LED 2RH ALO SWW2 120 PIR DDB HGX LED 2RH ALO SWW2 120 PIR WH	00194995254330 00194995255092 <i>*wall mounted only</i>	
HGX LED 2RH 40K 120 MO DDB M2 HGX LED 2RH 40k 120 MO WH M2	00196182114717 00196182114700	



ESXF LED Flood Luminaires

The Lithonia Lighting® ESXF LED Floodlight is an all-in-one flood that gives ultimate versatility by offering 36 configurations in one product while delivering superior illumination and offering easy access to controls for color switching, lumen switching, and selectable photocell.



The ESXF family has five sizes with lumen packages ranging from 1,500 to 50,000 lumens and are designed to replace 150W to 500W Quartz or 75W to 1000W HID floodlights.

ESXF comes with the two most common mountings already included in the box, making on-the-spot reconfiguring quick and easy. No more go-backs!

Catalog Number	Adjustable Lumen Output ALO			3 rd SWITCHABLE	Switchable CCT SWW2	Dusk-to-Dawn Operation PE	Input Voltage	Included Mounting Options	CRI
ESXF1 P0 SWW2 THK DDB	2,500L			Switchable 3000K, 4000K, 5000K	Included Standard, Selectable On/Off	120-277V	Knuckle Only, mounting plate	80CRI	
ESXF1 ALO SWW2 KY DDB	1,500L	3,000L	5,000L						Knuckle & Yoke, mounting plate
ESXF2 ALO SWW2 KY DDB	3,500L	5,500L	7,500L				Knuckle & Yoke, mounting plate		
ESXF3 ALO SWW2 YS DDB	8,500L	10,500L	14,000L						Yoke & SlipFitter
ESXF3 ALO SWW2 UVOLT YS DDB									
ESXF4 ALO SWW2 YS DDB	16,000L	18,000L	20,000L				Yoke & SlipFitter		
ESXF4 ALO SWW2 UVOLT YS DDB									
ESXF5 ALO SWW2 UVOLT YS DDB	30,000L	40,000L	50,000L				Yoke & SlipFitter		
ESXF5 ALO SWW2 XVOLT YS DDB									120-347V
					277-480V	Yoke & SlipFitter			

More configurations are available. [Click here](#) or visit www.acuitybrands.com and search for ESXF LED.

ESXF Stock Configurations

Catalog Number	UPC	Ci Code	Number of fixtures per pallet	Traditional Replacement
ESXF1 P0 SWW2 THK DDB	00196182393051	*276AL6	400	150W Quartz or 75W HID
ESXF1 ALO SWW2 KY DDB	00196182393204	*276ALH	400	500W Quartz or 150W HID
ESXF2 ALO SWW2 KY DDB	00196182393242	*276ALU	360	500W Quartz or 175W HID
ESXF3 ALO SWW2 YS DDB	00196182393266	*276ALW	144	250W HID
ESXF3 ALO SWW2 UVOLT YS DDB	00196182393273	*276AM0	144	250W HID
ESXF4 ALO SWW2 YS DDB	00196182393280	*276AM2	144	400W HID
ESXF4 ALO SWW2 UVOLT YS DDB	00196182393297	*276AM4	144	400W HID
ESXF5 ALO SWW2 UVOLT YS DDB	00197589243710	*283G2F	32	1000W HID
ESXF5 ALO SWW2 XVOLT YS DDB	00197589243734	*283G2G	32	1000W HID

Accessories: Order as separate catalog number.
 ESXF P0 and ESXF1 yoke mount accessory
 *276ARA ESXF1YK DDB
 Click here to visit [Accessories](#).



Selectable Dusk-to-Dawn Photocell

66
IP RATED

IP66 Rated for Cold and Wet Locations

Switchable CCT



DLC Certified
Rebate Eligible



Adjustable Lumen Output*

Two Popular Mounting
Options in Each Box*

Easy-access Control Panel



*ESXF1 P0 includes knuckle mount only, 2,500 lumens only.

ESX LED Area Luminaires

ESX1

The ESX1 LED area luminaire provides the combination of best product value, best price and best delivery. ESX is ideal for one-for-one replacement of HID area lighting and provides up to 76% energy savings, long service life and fast payback. All ESX luminaires feature adjustable light output, providing two light levels from one product, allowing greater flexibility while helping reduce inventory costs. All luminaires feature a reversible arm that allows for mounting on both round and square poles.



Adjustable Light Output (ALO) technology:

Internal bi-level switch with two light levels



Round and Square Pole Mounting:

A single reversible arm fits both round and square poles.

	High Lumens	Low Lumens	HID Replacement
ESX1 LED P2	14,000	8,000	150W to 250W
ESX1 LED P4	25,000	21,000	400W

Best Product

>70% energy savings with superior illumination when replacing HID

Best Price

Low initial cost ensures quick payback and long-term financial reward

Best Delivery

All ESX configurations are in stock at Acuity regional distribution centers

4000K Stock Configurations

Luminaire	HID Replacement Wattage	Lumen Output	Input Power	Voltage	Finish	Catalog Number	CI Code	UPC
ESX1 P2	150W - 250W	8,000 - 14,000	50W - 98W	(120V - 277V)	Dark Bronze	ESX1 LED P2 40K R3 MVOLT UPA BLS DDBXD M2	*269PG3	00194994838302
ESX1 P4	400W	21,000 - 25,000	146W - 190W	(120V - 277V)		ESX1 LED P4 40K R3 MVOLT UPA BLS DDBXD M2	*269PG8	00194994838340

5000K Stock Configurations

Luminaire	HID Replacement Wattage	Lumen Output	Input Power	Voltage	Finish	Catalog Number	CI Code	UPC
ESX1 P2	150W - 250W	8,000 - 14,000	50W - 98W	(120V - 277V)	Dark Bronze	ESX1 LED P2 50K R3 MVOLT UPA BLS DDBXD M2	*269PGY	00194994838555

Accessories: Order as separate catalog number.

Catalog Number	Description	CI Code	UPC
ESXWBA DDBXD U	ESX WBA wall bracket, dark bronze finish	*270S5T	00194995092826
ESX1HS U	ESX1 house side shield, dark bronze finish	*272VS8	00194995602926

CNY LED Canopy

CNY LED ALO


Discover the CNY LED ALO – where versatility meets innovation! With an incredible 54 customizable options packed into a single luminaire, you have the power to tailor your lighting experience right on the spot. Adjust color temperature, lumen output, photocell settings, and even activate the integrated motion sensor. It's your lighting, your way! Ideal for walkways, overhangs and parking garages, the low profile frosted lens creates a visually comfortable illumination and even distribution.



Adjustable Lumen Output
5,000L
7,500L
10,000L

Integrated Photocell
Off
On

Integrated Motion Sensor
10% Dim
On
Off



Switchable Color Temperature
3000K
4000K
5000K



Motion Sensor Operation




Stock Configurations

Luminaire	HID Replacement Wattage	Lumen Output	Input Power	Voltage	Mounting	Finish	Catalog Number	CI Code	UPC
CNY LED ALO	Up to 250W	5,000 7,500 10,000	34 52 75	120V - 347V	Quick Mount Plate, Pendant Mount or Junction Box	Dark Bronze	CNY LED ALO SWW2 UVOLT PE PIR DDB M2	*284HU8	197589495041
						White	CNY LED ALO SWW2 UVOLT PE PIR WH M2	*284HUH	197589495126

BarnGuard LED Security Light

BGR ALO


The BarnGuard LED security light has it all, with its white light, high CRI, instant-on, dusk-to-dawn operation, and low energy consumption. These benefits come at a very affordable price, making BarnGuard a no-brainer upgrade. The BarnGuard maintains the classic aesthetic and always looks the part.



Easy to install with integral slipfitter and direct mount bracket for walls and poles.



Detachable acrylic lens included for traditional style and glare control or remove for cut-off applications.



Optional arm mount accessory sold separately (OMA / *136XUY / 00745973700907)



Twist-lock photocell for dusk-to-dawn operation



Switchable CCT

- 3000K
- 4000K
- 5000K



Adjustable Lumen Output

- 6,000 Lumens
- 10,000 Lumens

BGR Stock Configurations

Series	 Adjustable Lumen Output ALO	 Switchable CCT SWW2	Input Voltage	Controls	Finish
BGR	6,000L 10,000L	3000K, 4000K, 5000K	120-277V	PER Twist-lock Photocell	DNA Aluminum

Catalog Number	CI CODE	UPC	Pallett Quantity
BGR ALO SWW2 MVOLT PER DNA	*27702H	196182551260	72

BarnGuard LED Security Light



BGS P2 LED

The Lithonia Lighting® BarnGuard BGS LED security lights are the affordable option for your everyday needs lighting large areas including yards, farms and pathways.

The BGS P2 can replace up to a 150W metal halide and has an included adjustable photocell that provides consistent dusk-to-dawn operation. BGS P2 features switchable color temperatures that include warm, cool or daylight settings. Mounted directly to walls, poles or with a mounting arm accessory, BGS LED security lights are easy to install, and the efficient LED's deliver years of reliable performance.



BGS P2 Quick Facts:


- Available in 6,000 lumens, 45W
- Switchable Color Temperature (3000K/4000K/5000K)
- Adjustable photocell for dusk-to-dawn operation
- Multi-volt for 120V to 277V

Luminaire	CI Code	UPC	Lumens	Wattage	Voltage	CCT	Finish	Replaces Up To	Pallet Quantity
BGS P2 SWW2 MVOLT PE DDB M2	*27702N	196182551277	6000L	45	MVOLT 120-277V	SWW2 3000K, 4000K, 5000K	DDB	150W Metal Halide	120

**ESXF LED
Floodlights**



**HomeGuard LED
Security Lights**



**ESX LED
Area Luminaire**























**TWR LED
Wall Pack Lights**



Highlighting the most popular and competitively priced products, the discretionary stock solutions from Lithonia Lighting® simplifies the product selection allowing you to improve productivity and drive sales. Products are stocked in multiple regional warehouses throughout the country. Select configurations are also featured in the Contractor Select® program.



Wall-Mount Luminaires	 	TWR LED TWR1 TWR2 (2,300 – 16,100 lumen range) Classic appearance and traditional shape with added benefits of upgraded performance and modern features
	 	TWS LED TWS (1,000 – 2,400 lumen range) Classic appearance and traditional shape with added benefits of upgraded performance and modern features
	 	TWX LED TWX1 TWX2 TWX3 (2,950 – 13,850 lumen range) Ground-up design with a low initial cost while providing superior performance and a traditional form
	 	WPX LED WPX0 WPX1 WPX2 WPX3 (850 – 9,200 lumen range) Architectural looks at stock prices for everyday wall-mounted needs
Floodlights	 	HGX LED HomeGuard LED Family (1,700 – 4,100 lumen range) Long-lasting, energy-efficient residential and commercial security floodlighting solution
	 	ESXF LED Floodlight Family (1,500 – 20,000 lumen range) Easy access to adjustable lumen output, switchable color temperatures, and a selectable photocell
Area Luminaires	 	ESX LED P2 P4 (8,000 – 25,000 lumen range) Complete area lighting package providing everything required to replace 150W to 400W HID luminaires
	 	BGR LED (6,000 – 10,000 lumens) Adjustable lumen output and switchable color temperatures at an affordable price and easy installation
	 	BGS P2 LED (6,000 lumens) Affordable option with switchable technology for your everyday needs lighting large areas including yards, farms and pathways.
Ceiling	 	CNY LED P0 P1 P2 (3,500 – 6,600 lumen range) Cost-effective canopy luminaire solution with a quick mount mechanism, an LED array and diffused lens

Visit www.lithonia.com for more information.