

SHOCKWAVE™ IMPACT DUTY SOCKET ADAPTERS

OVERVIEW

MILWAUKEE® SHOCKWAVE™ Impact Duty Socket Adapters are engineered for extreme durability and up to 30X life. They are made from CUSTOM ALLOY76™ Steel that maximizes resistance to wear and shock. The adapters feature an optimized SHOCK ZONE™ which absorbs peak torque and prevents the adapter from breaking. SHOCKWAVE™ Impact Socket Adapters offer extreme durability for even the most demanding applications.

FEATURES

- CUSTOM ALLOY76™ Steel maximizes resistance to wear and shock
- Optimized SHOCK ZONE™ absorbs peak torque and prevents breaking





SHOCKWAVE™ IMPACT SOCKET ADAPTERS

Bit Length	Size	1 Pack	Bulk 10	Bit Length	Size	1 Pack	Bulk 10
Insert	1/4" Hex to 1/4" Square Adapter	48-32-5020	48-32-5720	-	1/2" – 7/16" Quick Change Impact Adapter	48-66-0061	-
	1/4" Hex to 3/8" Square Adapter	48-32-5021	48-32-5721	-	7/16" – 1/2" Impact Adapter	48-32-5100	48-32-5700
	1/4" Hex to 1/2" Square Adapter	48-32-5022	48-32-5722	-	3/8" Square to 1/4" Square Adapter	48-32-4405	-
1-7/8"	1/4" Hex to 1/4" Square Adapter	48-32-5030	48-32-5730	-	1/2" Square to 1/4" Square Adapter	48-03-4410	-
	1/4" Hex to 3/8" Square Adapter	48-32-5031	48-32-5731				
	1/4" Hex to 1/2" Square Adapter	48-32-5032	48-32-5732				

SHOCKWAVE™ IMPACT SOCKET ADAPTER SETS

SHOCKWAVE™ IMPACT SOCKET ADAPTER SETS

Description	Includes	Part No.
 3 Pc SHOCKWAVE™ Impact Insert Socket Adapter Set	(1) Insert 1/4" Socket Adapter (1) Insert 3/8" Socket Adapter (1) Insert 1/2" Socket Adapter	48-32-5023
 3 Pc SHOCKWAVE™ Impact 2" Socket Adapter Set	(1) 1/4" Socket Adapter (1) 3/8" Socket Adapter (1) 1/2" Socket Adapter	48-32-5033

SHOCKWAVE™ IMPACT DUTY SOCKETS

OVERVIEW

MILWAUKEE® SHOCKWAVE™ Impact Duty Sockets are engineered for extreme durability and up to 30X life. Made from proprietary steel and heat treated to control hardness, the SHOCKWAVE™ Impact Duty Socket Adapters provide fastening capabilities with all impacts. Broadly targeting cordless users, the SHOCKWAVE™ Impact Duty accessory line is not only ideal for heavy duty impact applications, but delivers a full system solution for all the user's drilling and fastening needs.

FEATURES

- Proprietary Steel and Heat Treat Process for maximum strength and durability
- Thin Wall Construction for easy access in tight spaces
- 6 Point Deep Wells for unyielding bit engagement






SHOCKWAVE™ IMPACT SOCKETS

Size	3/8" Drive	1/2" Drive	Size	3/8" Drive	1/2" Drive
5/16"	49-66-4422	-	13/16"	49-66-4431	49-66-4468
3/8"	49-66-4424	49-66-4461	7/8"	49-66-4432	49-66-4469
7/16"	49-66-4425	49-66-4462	15/16"	-	49-66-4470
1/2"	49-66-4426	49-66-4463	1"	-	49-66-4471
9/16"	49-66-4427	49-66-4464	1-1/16"	-	49-66-4472
5/8"	49-66-4428	49-66-4465	1-1/8"	-	49-66-4473
11/16"	49-66-4429	49-66-4466	1-1/4"	-	49-66-4475
3/4"	49-66-4430	49-66-4467			

SHOCKWAVE™ DEEP WELL IMPACT SOCKET SETS

SHOCKWAVE™ DEEP WELL IMPACT SOCKET SETS

Description	Drive Guide Size	Includes		Part No.
 <p>3 Pc SHOCKWAVE™ 3/8" Deep Well Impact Socket Set</p>	3/8"	(1) 1/2" Impact Socket (1) 9/16" Impact Socket (1) 1/4" Hex to 3/8" Square Socket Adapter		49-66-4417
 <p>3 Pc SHOCKWAVE™ 1/2" Deep Well Impact Socket Set</p>	1/2"	(1) 1/2" Impact Socket (1) 9/16" Impact Socket (1) 1/4" Hex to 1/2" Square Socket Adapter		49-66-4485
 <p>8 Pc SHOCKWAVE™ 3/8" Deep Well Impact Socket Set</p>	3/8"	(1) 5/16" Impact Socket (1) 3/8" Impact Socket (1) 7/16" Impact Socket (1) 1/2" Impact Socket	(1) 9/16" Impact Socket (1) 5/8" Impact Socket (1) 11/16" Impact Socket (1) 3/4" Impact Socket	49-66-4419