

A100P

Amp-Trap® Form 101

HIGH SPEED FUSES



A100P Amp-Trap® Form 101 high speed fuses are rated 1000V, extending the range of protection for UPS systems, AC and DC drives, reduced voltage motor starters and similar applications where lower I^2t and superior reliability are needed. With ratings from 15 through 1000 amperes, a wide range of high voltage applications can be served.

FEATURES/BENEFITS

- Low I^2t minimizes damage to protected components on short circuit
- Controlled arc voltage reduces stress to circuit components during fuse clearing
- Wide range of ampere ratings

Catalog Numbering System					
A	100	P	80	- 4	TI
Amp-Trap® Fuse	Rated Volts - 1000	Style	Amperes*	Mounting Types*	Integral Blown-Fuse Indicator
				Ferrule: 1 Blades, bolt-in: 4	Trigger Indicator: TI

* For ampere ratings and styles not listed, call Technical Services at 978-248-8914.

RATINGS

- **Volts:** 1000VAC, 750VDC
- **Amps:** 15 to 1000A
- **I.R.:** 100kA I.R.
- **L/R:** 25ms

HIGHLIGHTS

- Fast acting
- Current limiting
- Low I^2t
- Optional trigger indicator

APPLICATIONS

- Protection of UPS systems
- AC/DC drives, reduced voltage motor starters and other 1000V or less semiconductor devices

APPROVALS/STANDARDS

- UL recognized component
File E60314
- AC: UL guide no. JFHR2 (35-600A)
- DC: self-certified



SINGLE POLE FUSE BLOCKS FOR A100P FUSES

Fuse Ampere Rating	Catalog No.	
35-100	P266G	
125-400	P266L	

CATALOG NUMBERS (AMPS)

Catalog No.	Dimen. Fig.	Catalog No.	Dimen. Fig.	Catalog No.	Dimen. Fig.	Catalog No.	Dimen. Fig.
A100P15-1	1	A100P70-4TI	2	A100P200-4TI	2	A100P500-4TI	3
A100P20-1	1	A100P80-4	2	A100P225-4	2	A100P600-4	3
A100P25-1	1	A100P80-4TI	2	A100P250-4	2	A100P600-4TI	3
A100P30-1	1	A100P100-4	2	A100P300-4	2	A100P650-4	4
A100P35-4	2	A100P100-4TI	2	A100P300-4TI	2	A100P700-4	4
A100P40-4	2	A100P125-4	2	A100P350-4	2	A100P800-4	4
A100P50-4	2	A100P125-4TI	2	A100P350-4TI	2	A100P800-4TI	4
A100P50-4TI	2	A100P150-4	2	A100P400-4	2	A100P1000-4	5
A100P60-4	2	A100P150-4TI	2	A100P400-4TI	2		
A100P60-4TI	2	A100P200-4	2	A100P500-4	3		

* For ampere ratings and styles not listed, call Technical Services at 978-248-8914.

DIMENSIONS

Outline Ref.	Mounting Type	Fig.	Dimensions - Inches (mm)								
			A	B	C	D	E	F	G	H	J
A100P15 to 30	1	1	2.63 [66.8]	0.56 [14.2]	-	-	-	-	-	-	-
A100P35 to 60	4, 4TI	2	5.00 [127]	1.00 [25.4]	3.50 [88.9]	4.31 [109]	4.19 [106]	0.31 [7.9]	0.75 [19.1]	0.13 [3.3]	-
A100P65 to 100	4, 4TI	2	5.00 [127]	1.22 [31.0]	3.50 [88.9]	4.31 [109]	4.19 [106]	0.31 [7.9]	1.00 [25.4]	0.19 [4.8]	-
A100P125 to 200	4, 4TI	2	5.72 [145]	1.50 [38.1]	3.47 [88.1]	4.78 [121]	4.16 [106]	0.41 [10.4]	1.00 [25.4]	0.25 [6.4]	-
A100P225 to 400	4, 4TI	2	5.72 [145]	2.00 [50.8]	3.47 [88.1]	4.78 [121]	4.16 [106]	0.41 [10.4]	1.50 [38.1]	0.25 [6.4]	-
A100P500 to 600	4, 4TI	3	7.72 [196]	2.50 [63.5]	3.47 [88.1]	5.88 [149]	5.56 [141]	0.53 [13.5]	2.00 [50.8]	0.38 [9.7]	-
A100P650 to 800	4, 4TI	4	7.44 [189]	2.88 [73.2]	3.94 [100]	5.94 [151]	-	0.63 [16.0]	2.00 [50.8]	0.38 [9.7]	-
A100P1000	4	5	8.22 [209]	3.38 [85.9]	4.47 [114]	6.59 [167]	5.84 [148]	0.63 [16.0]	2.75 [69.9]	0.50 [12.7]	1.38 [35.1]

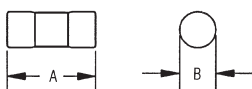


Figure 1

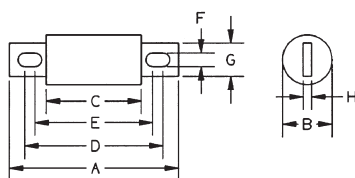


Figure 2

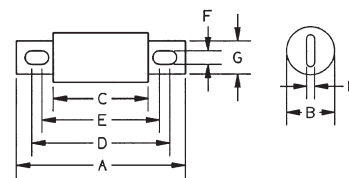


Figure 3

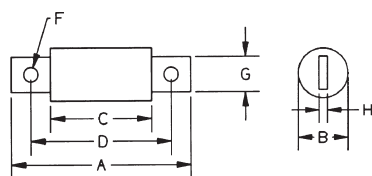


Figure 4

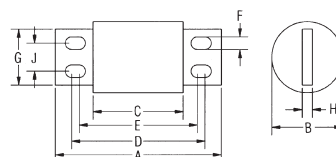


Figure 5