

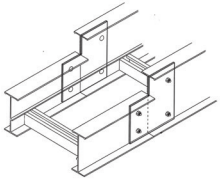
Steel splice plates

Step-down splice plate and flexible coupler



- Connects side rails of different heights
- Hardware included
- Kit contents: 8 bolts, 8 serrated flange nuts
3/8 in. diameter

Step-down splice plate

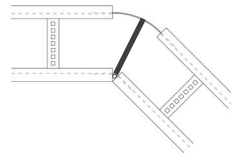

	Cat. no.	Material prefix	Side rail height (in.)
	(Prefix)-(*)-(**)-SDS	SPW, SHW, SSW	3 to 7

(*) Insert side rail height 1.

(**) Insert side rail height 2.

NOTE: Side rail height 1 is greater than side rail height 2.

Step down splice plate not required to go from side rails 7 inches to 6 inches and from 5 inches to 4 inches.



Flexible coupler



Cat. no.	Material prefix	Side rail height (in.)	Tray width (in.)
(Prefix)-(*)06HBP	SPW, SHW, SSW	3 to 7	06
(Prefix)-(*)09HBP	SPW, SHW, SSW	3 to 7	09
(Prefix)-(*)12HBP	SPW, SHW, SSW	3 to 7	12
(Prefix)-(*)18HBP(**)	SPW, SHW, SSW	3 to 7	18
(Prefix)-(*)24HBP	SPW, SHW, SSW	3 to 7	24
(Prefix)-(*)30HBP	SPW, SHW, SSW	3 to 7	30
(Prefix)-(*)36HBP	SPW, SHW, SSW	3 to 7	36

Furnished in pairs with hardware.

(*) Insert side rail height.

(**) Exception only for SHW finish in 18" width product is SHW618HBPC, a "C" must be added at the end of the product code.

Side rail 6 inches only.

Optional rung information (provides additional cable support)

Cat. no.	Material prefix	Tray width (in.)
(Prefix)-R(*)HBP	SPW, SHW, SSW	06
	SPW, SHW, SSW	09
	SPW, SHW, SSW	12
	SPW, SHW, SSW	18
	SPW, SHW, SSW	24
	SPW, SHW, SSW	30
	SPW, SHW, SSW	36

* Insert tray width