



# Trac-Master™ Classics Series

Timeless track lighting solutions

**juno®**



## Trac-Master™ Classics - Stylish Familiarity

Juno Classics are benchmark fixture designs that incorporate timeless shapes and themes. These simple yet elegant fixtures provide economical track lighting solutions in extremely practical, functional packages. Comprised mainly of gimbal rings, cylinders, and universals, Juno design Classics are offered in a variety of


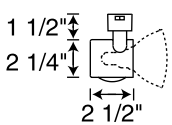
finishes to suit most any décor. Familiar lines and traditional shapes create levels of visual comfort typically not encountered in more contemporary styles. Primarily designed for PAR and R/BR lamps, these uncomplicated fixture styles offer unpretentious aesthetics that blend well in any environment.

# Close-Ups


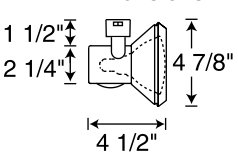
## Close-Ups

As the name implies, this compact, stylish lampholder hugs close to the track for minimum intrusion into a space. The softly sculpted back detail and metal shades are welcome design refinements for many interiors.


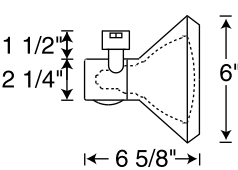
### PAR30 - Open

	Catalog #	Finish	Lamp	Dimensions
	T230 WH	White	75W max. PAR30	

### PAR30 - Enclosed

	Catalog #	Finish	Lamp	Dimensions
	T231 WH T231 BL	White Black	75W max. PAR30	

### PAR38 - Enclosed

	Catalog #	Finish	Lamp	Dimensions
	T239 WH T239 BL	White Black	120W max. PAR38	

The product and system may be covered by the following patents: U.S. Patent D376,026; Canada Patent 79,733

# Open Back Gimbals

## Open Back Gimbals

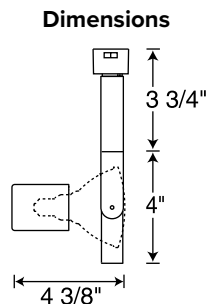
Gimbal rings are ever popular due to their long-standing use as an economical, general-purpose track lampholder.



**Catalog #**  
**T363 WH**

**Finish**  
White

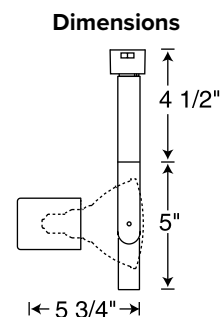
**Lamp**  
75W max. PAR30



**Catalog #**  
**T368 WH**  
**T368 BL**

**Finish**  
White  
Black

**Lamp**  
150W max. PAR38



### Accessories

For Fixtures	T368
Color Filters	<b>CGF 469</b>
Dichroic Filters	<b>DGF 469</b>
Diffusion Lens	<b>DIFF 469</b>
Uniformity Lens	<b>SOLITE 469</b>
UV Filter	<b>UVF 469</b>
Prismatic Spread Lens	<b>PRISM 469</b>
Linear Spread Lens	<b>LSPREAD 469</b>
Hexcell Louver	<b>HCLBL 469</b>
Cube Cell Louver	<b>CCLBL 469</b>
Snoot	<b>SNOOTBL 469</b>

# Front Lamping Gimbals

## Front Lamping Gimbals

A Juno innovation, the front-loading gimbal ring combines the practicality, versatility and economy of traditional gimbal ring track fixtures with a fixed socket housing to allow simplified front relamping.


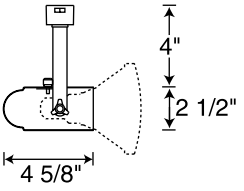

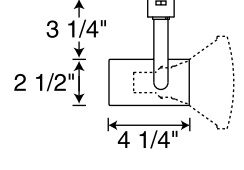

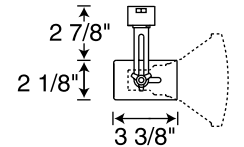
	<b>Catalog #</b> <b>T687 BL</b>	<b>Finish</b> Black	<b>Lamp</b> 50W max. PAR20	<b>Dimensions</b> 
	<b>Catalog #</b> <b>T689 WH</b> <b>T689 BL</b>	<b>Finish</b> White Black	<b>Lamp</b> 75W max. PAR30	<b>Dimensions</b> 
	<b>Catalog #</b> <b>T690 WH</b> <b>T690 BL</b> <b>T690 SL</b>	<b>Finish</b> White Black Silver	<b>Lamp</b> 250W max. PAR38	<b>Dimensions</b> 

Note: T690 BL is available with TEK, GTYPE, HTYPE and LTYPE Alternate Mounting Adapters – see specification sheet for details.

# Universals

## Universals

These economical, universal lampholders accept a wide range of wattages and sizes of popular halogen PAR and incandescent R/BR lamps.

	<b>Catalog #</b> <b>T308 WH</b> <b>T308 BL</b>	<b>Finish</b> White Black	<b>Lamp</b> 50W max. R20/ 50W max. PAR20/ 85W max. BR30/ 75W max. PAR30/ 120W max. BR40/ 150W max. PAR38	<b>Dimensions</b> 
	<b>Catalog #</b> <b>T620 WH</b> <b>T620 BL</b>	<b>Finish</b> White Black	<b>Lamp</b> 50W max. R20/ 50W max. PAR20/ 85W max. BR30/ 75W max. PAR30/ 120W max. BR40/ 150W max. PAR38	<b>Dimensions</b> 
	<b>Catalog #</b> <b>T691 WH</b> <b>T691 BL</b> <b>T691 NAT</b>	<b>Finish</b> White Black Natural	<b>Lamp</b> 60W max. PAR16/ 50W max. PAR20/ 75W max. PAR30/ 150W max. PAR38	<b>Dimensions</b> 

Notes:

T691 WH is available with GTYPE, HTYPE and LTYPE Alternate Mounting Adapters – see specification sheet for details.

The Natural (NAT) finish is merely a raw finish with a clear protective coating applied—inconsistencies, scratches, and minor processing marks are part of the unique aesthetic created by this process and should be expected.

# Flat Black Cylinders

## Flat Back Cylinders

These long-standing traditional lampholders accept both halogen PAR and incandescent R/BR lamps and provide deep lamp shielding.

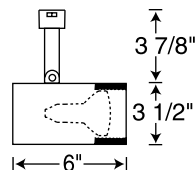


**Catalog #**  
**T313 WHB WH**  
**T313 BLB BL**

**Finish**  
White/White Baffle  
Black/Black Baffle

**Lamp**  
50W max. R20/  
50W max. PAR20

### Dimensions

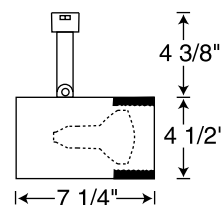


**Catalog #**  
**T315 BLB BL**

**Finish**  
Black/Black Baffle

**Lamp**  
75W max. BR30/  
75W max. PAR30L

### Dimensions



## Accessories

For Fixtures	T313	T315
Accessory Holder	<b>T560BL</b>	-
Color Filters	<b>CGF 375*</b>	<b>CGF 469*</b>
Dichroic Filters	<b>DGF 375*</b>	<b>DGF 469*</b>
Diffusion Lens	<b>DIFF 375*</b>	<b>DIFF 469*</b>
Uniformity Lens	<b>SOLITE 375*</b>	<b>SOLITE 469*</b>
UV Filter	<b>UVF 375*</b>	<b>UVF 469*</b>
Prismatic Spread Lens	<b>PRISM 375*</b>	<b>PRISM 469*</b>
Linear Spread Lens	<b>LSPREAD 375*</b>	<b>LSPREAD 469*</b>
Hexcell Louver	<b>HCLBL 375*</b>	<b>HCLBL 469*</b>
Cube Cell Louver	<b>CCLBL 375*</b>	<b>CCLBL 469*</b>
Snoot	<b>SNOOTBL 375*</b>	<b>SNOOTBL 469*</b>
Barn Doors	<b>T71BL 375</b>	<b>T72BL 469</b>

\* Filters, lenses and louver require accessory holder or barn doors for installation.





**juno®**