










**This item includes:**

 <b>Item No.: 2773-500</b> <span style="float: right;">2</span> Mounting carrier; for single- and double-row con.; 2773 Series; for DIN-35 rail mounting/screw mounting; orange	 <b>Item No.: 2773-402</b> PUSH WIRE® splicing connector; for solid and stranded conductors; max. 4 mm <sup>2</sup> ; 2-conductor; transparent housing; white cover; Surrounding air temperature: max 85°C (T85); 4,00 mm <sup>2</sup> ; transparent	 <b>Item No.: 2773-408</b> <span style="float: right;">8</span> PUSH WIRE® splicing connector; for solid and stranded conductors; max. 4 mm <sup>2</sup> ; 8-conductor; transparent housing; light gray cover; Surrounding air temperature: max 85°C (T85); 4,00 mm <sup>2</sup> ; transparent	 <b>Item No.: 2773-403</b> <span style="float: right;">30</span> PUSH WIRE® splicing connector; for solid and stranded conductors; max. 4 mm <sup>2</sup> ; 3-conductor; transparent housing; orange cover; Surrounding air temperature: max 85°C (T85); 4,00 mm <sup>2</sup> ; transparent
 <b>Item No.: 2773-404</b> PUSH WIRE® splicing connector; for solid and stranded conductors; max. 4 mm <sup>2</sup> ; 4-conductor; transparent housing; red cover; Surrounding air temperature: max 85°C (T85); 4,00 mm <sup>2</sup> ; transparent	 <b>Item No.: 2773-405</b> PUSH WIRE® splicing connector; for solid and stranded conductors; max. 4 mm <sup>2</sup> ; 5-conductor; transparent housing; yellow cover; Surrounding air temperature: max 85°C (T85); 4,00 mm <sup>2</sup> ; transparent	 <b>Item No.: 2773-406</b> <span style="float: right;">10</span> PUSH WIRE® splicing connector; for solid and stranded conductors; max. 4 mm <sup>2</sup> ; 6-conductor; transparent housing; Gray cover; Surrounding air temperature: max 85°C (T85); 4,00 mm <sup>2</sup> ; transparent	

**Notes**

General safety information

**NOTICE: Observe installation and safety instructions!**

- **Only to be used by electricians!**
- Do not work under voltage/load!
- Use only for proper use!
- Observe national regulations/standards/guidelines!
- Observe technical specifications for the products!
- Observe the number of permissible potentials!
- Do not use damaged/dirty components!
- Observe conductor types, cross-sections and strip lengths!
- Insert conductor until it hits the product's backstop!
- Use original accessories!

**To be sold only with installation instructions!**

**Physical data**

Width	259 mm / 10.197 inches
Height	42 mm / 1.654 inches
Depth	106 mm / 4.173 inches

**Material data**

Note (material data)	<a href="#">Information on material specifications can be found here</a>
Fire load	4.064 MJ
Weight	429.3 g

**Commercial data**

PU (SPU)	1 pcs
Packaging type	Box
Country of origin	DE
GTIN	4055143950909
Customs tariff number	85369010000

**Product Classification**

UNSPSC	39121409
ETIM 9.0	EC000446
ETIM 10.0	EC000524
ECCN	NO US CLASSIFICATION

**Environmental Product Compliance**

RoHS Compliance Status	Compliant, No Exemption
------------------------	-------------------------

**Downloads****Environmental Product Compliance****Compliance Search**Environmental Product  
Compliance 887-800