

SL-COB3 Indoor Diffusion LED Ribbon

10W/M(3W/FT)
LED Watts

480/M(146/FT)
LED/Meter

91+
CRI

24V DC
Power Input






16 FT ROLL **CUSTOM CUT**

Diffusion SL-COB3-Indoor is a flexible 8mm wide COB LED Ribbon that delivers smooth, dot-free illumination. It is available in 16' rolls as well as custom cuts and can be cut every 50mm (2")

Custom lengths available upon request

Lumens

 2700K 800 lm/m (243 lm/ft)	 3000K 850 lm/m (259 lm/ft)	 4000K 1000 lm/m (305 lm/ft)
---	--	---

Custom Kelvins available upon request



Specifications

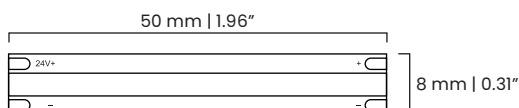
Wattage	10 W/m (3 W/ft)	Beam Angle	135°
Voltage	24 Volts DC	Max Run Length Product Limitation	16 ft
Roll Length	16 ft and Custom Cut	Operating Temp	-40°C to 120°C
Dimmable	Yes	Cutting Point	2 in
Lamp Life	50,000 hrs LM-80	Adhesive	3M Double Coated
CRI	91 + CRI	Warranty	5 Year Warranty

Ordering Information

Ordering Code	Length	Voltage	Kelvin
SL-COB3-IN	XX 16 ft CUSTOM CUT	24V	XX 2700K 3000K 4000K

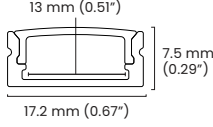
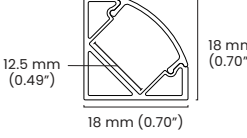
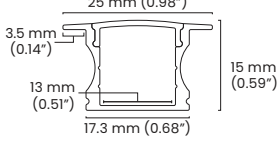
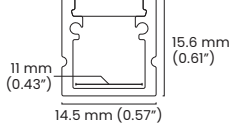
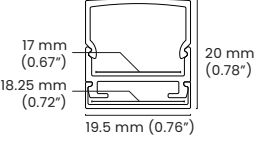
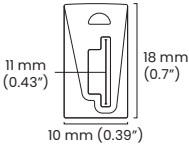
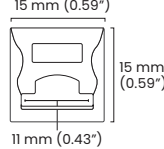
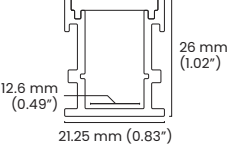
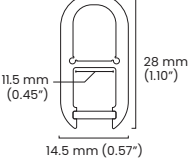
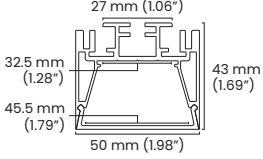
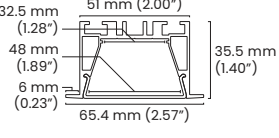
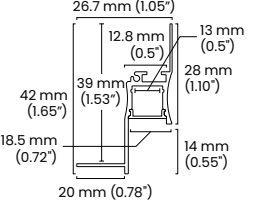
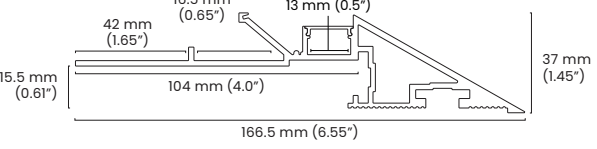
Custom Kelvins available upon request

Diagram



SL-COB3 Indoor Diffusion LED Ribbon

Common Pairings Channel

<p>SLC-002S Slim Profile Channel</p>  <p>*Shows Dotting</p>	<p>SLC-007S 45 Degree Channel</p> 	<p>SLC-003R Recessed Channel</p> 	<p>SLC-402S Square Channel</p>  <p>*Connectors don't fit</p>
<p>SLC-011S Three Sided Lens Channel</p> 	<p>SLC-026F Sideways Flex Channel</p>  <p>*Only available for Custom Cut (Not field cuttable)</p>	<p>SLC-027F Up/Down Flex Channel</p>  <p>*Only available for Custom Cut (Not field cuttable)</p>	<p>SLC-034R Walk Over Channel</p> 
<p>SLC-037C Closet Rod Channel</p>  <p>Also Available as Suspended Luminaire</p>	<p>SLC-050SPWH Surface/Suspended Mount</p>  <p>*Dual Row Ribbon</p>	<p>SLC-065RWH Recessed Comes With Spring Clips</p>  <p>*Dual Row Ribbon</p>	<p>SLC - 090TWH Perimeter Cove Channel</p> 
<p>SLC-098KE Knife Edge Channel</p> 			

*More Channel options available online

All Aluminum LED channels can be cut on-site using a miter saw equipped with a circular blade designed for cutting aluminum.

LED channels are sold separately. Refer to their respective spec sheets for additional details

[Visit LED Channel Catalog](#)

SL-COB3 Indoor Diffusion LED Ribbon

LED Ribbon Wattage

10W/M(3W/FT)

LED Power Consumption

Residential

Total Watts Needed = (3 Watts Foot × Number of Feet) × 0.9

Commercial

Total Watts Needed = (3 Watts Foot × Number of Feet) × 0.8

Note: The max run length product limitation is 16'

Max distance of a driver is based on voltage loss calculation. Stay within 2% voltage loss

DLMULTI-024 Series Diffusion LED Driver

Specifications

Input Voltage	100-277 VAC	Environment	Indoor and Outdoor
Output Voltage	24V DC	Operating Temp	-40°C to 80°C
Dimming Range	0-100%	IP Rating	NEMA 4X
Dimmable	Yes	Warranty	5 Years

Product Title	Wattage	Output Current	Driver Dimension	Knock Outs
DLMULTI-024-30W Within Class 2	30W	1.25 A	165 mm L x 95 mm W x 26 mm H 6.49 in L x 3.75 in W x 1.02 in H	0.5 in (ID) <small>Standard 1/2" won't fit Includes 2 Connectors</small>
DLMULTI-024-60W Within Class 2	60W	2.5 A	188 mm L x 95 mm W x 26 mm H 7.40 in L x 3.75 in W x 1.02 in H	0.5 in (ID) <small>Standard 1/2" won't fit Includes 2 Connectors</small>
DLMULTI-024-100W Within Class 2	100W	4.16 A	220 mm L x 95 mm W x 41 mm H 8.66 in L x 3.75 in W x 1.61 in H	0.85 in (ID)
DLMULTI-024-150W Exceeds Class 2	150W	6.25 A	260 mm L x 104 mm W x 46 mm H 10.23 in L x 4.09 in W x 1.81 in H	0.85 in (ID)
DLMULTI-024-200W Exceeds Class 2	200W	8.33 A	260 mm L x 104 mm W x 46 mm H 10.23 in L x 4.09 in W x 1.81 in H	0.85 in (ID)
DLMULTI-024-300W Exceeds Class 2	300W	12.5 A	278 mm L x 110 mm W x 46 mm H 10.94 in L x 4.33 in W x 1.81 in H	0.85 in (ID)
DLMULTI-024-192W-2T Within Class 2	192W (2*96W)	2X 4.0 A	278 mm L x 110 mm W x 46 mm H 10.94 in L x 4.33 in W x 1.81 in H	0.85 in (ID)
DLMULTI-024-288W-3T Within Class 2	288W (3X 96W)	3X 4.0 A	303 mm L x 110 mm W x 46 mm H 11.93 in L x 4.33 in W x 1.81 in H	0.85 in (ID)
DLMULTI-024-384W-4T Within Class 2	384W (4X 96W)	4X 4.0 A	325 mm L x 140 mm W x 48 mm H 12.79 in L x 5.51 in W x 1.89 in H	0.85 in (ID)

Forward / Reverse Phase, ELV, TRIAC, or
0-10V Dimmers all in one LED Driver

