

THERMOSTATS



SIGNATURE

WiFi-Enabled
Floor Heating Thermostat

- WiFi-enabled
- 3.5" Color touchscreen
- Energy usage monitor
- 7-day programmability
- Dual-voltage (120 V & 240 V)



HOME

Programmable
Floor Heating Thermostat

- 3.5" Color touchscreen
- Energy usage monitor
- 7-day programmability
- Dual-voltage (120 V & 240 V)



ELEMENT

Non-Programmable
Floor Heating Thermostat

- Manual temperature control
- Dual-voltage (120 V & 240 V)

All thermostats come with manufacturer's limited (3) three-year warranty (valid from the date of purchase) and built-in GFCI protection.

STANDARD MATS (120 V)

	DIMENSIONS (INCHES)	OHMS	AMPS	WATTS	MODEL NUMBER
3.5ft series	40 x 27	160	0.8	90	F1006
	40 x 32	135	0.9	107	F1008
	40 x 40	108	1.1	133	F1010
	40 x 48	90	1.3	160	F1012
4ft series	48 x 24	150	0.8	96	F1206
	48 x 30	120	1.0	120	F1208
	48 x 36	100	1.2	144	F1209
	48 x 48	75	1.6	192	F1212
5ft series	60 x 24	120	1.0	120	F1506
	60 x 30	96	1.3	150	F1508
	60 x 36	80	1.5	180	F1509
	60 x 42	69	1.8	210	F1510
	60 x 48	60	2.0	240	F1512
	60 x 60	48	2.5	300	F1515
6ft series	72 x 24	100	1.2	144	F1806
	72 x 30	80	1.5	180	F1808
	72 x 36	67	1.8	216	F1809
	72 x 42	57	2.1	252	F1810
	72 x 48	50	2.4	288	F1812
	72 x 60	40	3.0	360	F1815
7ft series	84 x 24	86	1.4	168	F2106
	84 x 30	69	1.8	210	F2108
	84 x 36	57	2.1	252	F2109
	84 x 42	49	2.5	294	F2110
	84 x 48	43	2.8	336	F2112
	84 x 60	34	3.5	420	F2115
	84 x 72	29	4.2	504	F2118
	84 x 84	25	4.9	588	F2121
8ft series	96 x 24	75	1.6	192	F2506
	96 x 30	60	2.0	240	F2508
	96 x 36	50	2.4	288	F2509
	96 x 42	43	2.8	336	F2510
	96 x 48	38	3.2	384	F2512
	96 x 60	30	4.0	480	F2515
	96 x 72	25	4.8	576	F2518
	96 x 84	21	5.6	672	F2521
9ft series	108 x 24	67	1.8	216	F2706
	108 x 30	53	2.3	270	F2708
	108 x 36	44	2.7	324	F2709
	108 x 42	38	3.2	378	F2710
	108 x 48	33	3.6	432	F2712
	108 x 60	27	4.5	540	F2715
	108 x 72	22	5.4	648	F2718
	108 x 84	19	6.3	756	F2721
10ft series	108 x 96	17	7.2	864	F2725
	108 x 108	15	8.1	972	F2727
	118 x 24	61	2.0	236	F3006
	118 x 30	49	2.5	295	F3008
	118 x 36	41	3.0	354	F3009
	118 x 42	35	3.4	413	F3010
	118 x 48	31	3.9	472	F3012
	118 x 60	24	4.9	590	F3015
11ft series	118 x 72	20	5.9	708	F3018
	118 x 84	17	6.9	826	F3021
	118 x 96	15	7.9	944	F3025
	118 x 108	14	8.9	1062	F3027
	118 x 116	13	9.5	1141	F3030

STANDARD MATS (240 V)

	DIMENSIONS (INCHES)	OHMS	AMPS	WATTS	MODEL NUMBER	
5ft series	60 x 36	320	0.8	180	G1509	
	60 x 42	274	0.9	210	G1510	
	60 x 48	240	1.0	240	G1512	
	60 x 60	192	1.3	300	G1515	
6ft series	72 x 30	320	0.8	180	G1808	
	72 x 36	267	0.9	216	G1809	
	72 x 42	229	1.1	252	G1810	
	72 x 48	200	1.2	288	G1812	
	72 x 60	160	1.5	360	G1815	
	72 x 72	133	1.8	432	G1818	
7ft series	84 x 24	343	0.7	168	G2106	
	84 x 30	274	0.9	210	G2108	
	84 x 36	229	1.1	252	G2109	
	84 x 42	196	1.2	294	G2110	
	84 x 48	171	1.4	336	G2112	
	84 x 60	137	1.8	420	G2115	
	84 x 72	114	2.1	504	G2118	
	84 x 84	98	2.5	588	G2121	
8ft series	96 x 24	300	0.8	192	G2506	
	96 x 30	240	1.0	240	G2508	
	96 x 36	200	1.2	288	G2509	
	96 x 42	171	1.4	336	G2510	
	96 x 48	150	1.6	384	G2512	
	96 x 60	120	2.0	480	G2515	
	96 x 72	100	2.4	576	G2518	
	96 x 84	86	2.8	672	G2521	
9ft series	96 x 96	75	3.2	768	G2525	
	108 x 24	267	0.9	216	G2706	
	108 x 30	213	1.1	270	G2708	
	108 x 36	178	1.4	324	G2709	
	108 x 42	152	1.6	378	G2710	
	108 x 48	133	1.8	432	G2712	
	108 x 60	107	2.3	540	G2715	
	108 x 72	89	2.7	648	G2718	
10ft series	108 x 84	76	3.2	756	G2721	
	108 x 96	67	3.6	864	G2725	
	108 x 108	59	4.1	972	G2727	
	118 x 24	244	1.0	236	G3006	
	118 x 30	195	1.2	295	G3008	
	118 x 36	163	1.5	354	G3009	
	118 x 42	140	1.7	413	G3010	
	118 x 48	122	2.0	472	G3012	
11ft series	118 x 60	98	2.5	590	G3015	
	118 x 72	81	3.0	708	G3018	
	118 x 84	70	3.4	826	G3021	
	118 x 96	61	3.9	944	G3025	
	118 x 108	54	4.4	1062	G3027	
	118 x 116	51	4.8	1141	G3030	
	12ft series	144 x 36	133	1.8	432	G144036
		144 x 60	80	3.0	720	G144060
144 x 72		67	3.6	864	G144072	
144 x 96		50	4.8	1152	G144096	
144 x 108		44	5.4	1296	G144108	
144 x 120		40	6.0	1440	G144120	
14ft series	144 x 140	34	7.0	1679	G144140	
	168 x 96	43	5.6	1344	G168096	
	168 x 108	38	6.3	1512	G168108	
	168 x 120	34	7.0	1680	G168120	
20ft series	168 x 140	29	8.2	1960	G168140	
	240 x 120	24	10.0	2400	G240120	



Nuheat Mat
PRE-BUILT ELECTRIC
FLOOR HEATING MAT



THERMAL BUILDING SOLUTIONS |

WWW.NUHEAT.COM



@nuheat



NORTH AMERICA

Tel: +1.800.778.WARM(9276)

Fax: +1.604.529.4404

www.nuheat.com

res.customer@pentair.com

Pentair and Nuheat are owned by Pentair or its global affiliates. All other trademarks are the property of their respective owners. Pentair reserves the right to change specifications without prior notice. © 2017 Pentair.

Nuheat-SB-H59281-FloorHeatingMat-EN 17/01

Information subject to change at any time. For a complete list of up-to-date specifications, please visit www.nuheat.com.



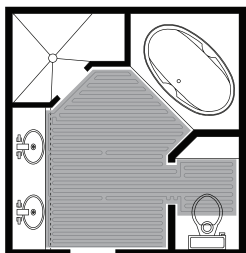
THE COMFORT YOU DESERVE

Pre-built like an electric blanket, Nuheat Mats are an electric floor heating system that brings soothing heat to tile, stone, laminate and engineered wood floors.

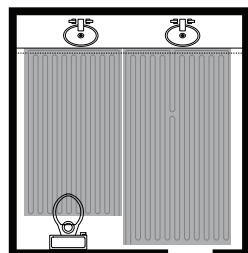
A cost-effective heating solution, Nuheat Mats are inexpensive to install and do not require ductwork or any additional equipment to operate.

Both Nuheat Custom Mats and Nuheat Standard Mats offer an entirely maintenance-free heating alternative — with no cold spots.

Visit www.nuheat.com to find a distributor near you.



Custom mat layout



Standard mat layout


INSTALLATION'S AS EASY AS 1-2-3



TROWEL THINSET



ROLL NUHEAT MAT ONTO THINSET



TROWEL THINSET AND INSTALL TILE

A professional tile setter installs Nuheat Mat onto the subfloor. A certified electrician connects the system to your household wiring.

FAST FACTS

- Heats tile, stone and laminate/engineered wood floors
- Custom Mats available for rooms with curves and angles—custom manufactured in only 3 days!
- Available in over 70 standard off-the-shelf square and rectangular sizes
- Heats shower floors, shower benches and steam rooms
- Available in 120 V and 240 V
- Energy efficient (12 watts/sq ft; 41 BTUs/sq ft)
- 15 watts/sq ft; 51 BTUs/sq ft also available upon request
- Industry leading 25-year Total Care Warranty

FAQS

Q: CAN NUHEAT MATS REPLACE MY ELECTRIC BASEBOARD HEATERS?

A: Yes, Nuheat Mats produce 12 watts/sq ft for a heat output of 41 BTUs/sq ft—easily heating most rooms.

Q: CAN I USE NUHEAT MATS TO REPLACE MY HOT-WATER RADIATOR?

A: Yes, Nuheat Mats are a viable alternative to water radiators. Invisible and maintenance-free, Nuheat Mats are a perfect heating option for renovations or additions.

Q: WILL NUHEAT MATS HEAT THE WHOLE ROOM OR JUST THE FLOOR?


A: The whole room! Nuheat Mats transform the entire floor area into the room's heat source—guaranteeing even, consistent heat.

HEAT COVERAGE COMPARISON

NUHEAT MATS

41

BTUs per sq ft



BASEBOARD HEATER

34

BTUs per sq ft



OPERATING COST EXAMPLE

	ft ²	🕒	\$*
Bathroom	50	5.5 hrs	17¢
Kitchen	150	7.5 hrs	70¢
Living Room	200	7.5 hrs	94¢

*Average winter operating cost. Based on US Energy Information Administration 2012 national average of \$0.12/kWh and modern insulation standards.



WARRANTY

JOIN THE EXCLUSIVE RIGHTS to offer 25 year Total Care warranty* for your floor heating installations. By signing up today you're on your way to distinguishing yourself through expert certification.

* Total Care warranty is an upgrade of our product warranty and is offered exclusively at no additional cost for all installations completed by Nuheat Certified PRO installers. To learn more on how to become a Certified PRO installer visit www.nuheat.com.

For more information, please call: +1.800.778.WARM(9276) or email: res.customer@pentair.com