


## Low Voltage Brackets

### Steel

- Eliminates the need for an electrical box when installing low voltage Class 2 wiring
- For old work or new work
- Installs easily with a drywall saw and screwdriver



Cat. No.	Description
<b>Low Voltage Mounting Brackets</b>	
<b>CIMB-0</b>	Flat mounting brackets that provides quick installation of low voltage class 2 communication outlets Positioning tabs ensure straight installation
<b>CIMB-1</b>	Mounting bracket that provides quick installation of low voltage class 2 communication outlets. Raised 1/2 in. Positioning tabs ensure straight installation
<b>CICSB-1</b>	Mounting brackets that provides quick installation of low voltage communication outlets May be used with all 2-1/2 in. deep gangable boxes
<b>WBF-1</b>	Low voltage wall bracket





Cat. No.	Dimensions (in.)		Hole Size (in.)	Suggested Application
	H	W		
<b>Nailing Straps (Zinc Plated Steel)</b>				
<b>CI1544</b>	0.25	0.51	-	14/2-12/2
<b>Nailing Straps (Polyethylene)</b>				
<b>CI1544-P</b>	0.25	0.49	-	14/2-12/2
<b>CI1546-P</b>	0.25	0.75	-	14/2-8/2
<b>Cable Staples (Galvanized Steel)</b>				
<b>CIS-1</b>	0.25	0.48	-	14/2-12/2
<b>CIS-2</b>	0.44	0.54	-	2 cables 14/2; 2 cables 12/2 14/2-14/3-12/2-12/3-10/2-10/3
<b>CIS-3</b>	0.49	0.70	-	10/2-8/2; 14/3-10/3
<b>CIS-4</b>	0.76	0.86	-	8/3-6/3
<b>Double Cable Staples (Galvanized Steel)</b>				
<b>CIS-1X2</b>	0.25	0.48 x 2	-	14/2-12/2
<b>CIS-1X2-FP3</b>				
<b>CIS-1X2-FP5</b>				







## Low Voltage Brackets

### Nonmetallic

		
<b>SC100A</b>	<b>SC200A</b>	<b>SC300A</b>

Open-backed to easily accommodate the bend radiuses required for low voltage cabling and deep devices such as volume controls, and is designed to fit a standard two-gang three-gang faceplate. It also features an easy nail-on mounting or screw-in bracket, while more hard shell provides increased durability and no racking.

			
<b>SC100RR</b>	<b>SC200RR</b>	<b>SC100SC</b>	<b>SC100ADJC</b>

Swing arm rework bracket. 1 gang.

Swing arm rework bracket. 2 gang.

This low voltage bracket provides a low voltage outlet next to a previously installed high voltage outlet. For new construction and rework. Attaches easily to most electrical boxes, and is designed to fit a standard two-gang faceplate.

New work adjustable low voltage bracket. 1 gang.



Cat. No.	Description
<b>Low Voltage Brackets</b>	
<b>SC100A</b>	One-Gang backless bracket 2.32 in. W x 3.73 in. L
<b>SC200A</b>	Two-Gang backless bracket 5.35 in. W x 3.81 in. L
<b>SC300A</b>	Three-Gang backless bracket 8.69 in. W x 7.20 in. L
<b>Old Work Backless Brackets</b>	
<b>SC100RR</b>	One-Gang backless old work bracket w/ swing clamps 2-1/4 in. x 3-1/4 in.
<b>SC200RR</b>	Two-Gang backless old work bracket w/ swing clamps 3.92 in. x 4.00 in.
<b>Low Voltage Add-On Bracket</b>	
<b>SC100SC</b>	One-Gang Add-On Bracket 1.80 in. W x 3.68 in. L
<b>One-Gang and Two Gang – Low Voltage</b>	
<b>SC100ADJC</b>	One-Gang adjustable brackless bracket 3-7/8 in. W x 3-3/4 in. H
<b>SC200ADJC</b>	Two-Gang adjustable brackless bracket 5-5/8 in. W x 3-5/8 in. H

CSA not applicable