

PHILIPS Day-Brite CFI

Linear

FluxStream

2', 3', 4' and 8'



Project: _____
 Location: _____
 Cat.No: _____
 Type: _____
 Lamps: _____ Qty: _____
 Notes: _____

Philips Day-Brite / CFI FluxStream LED strip is a high performing luminaire delivering smooth diffuse light ideal for light industrial, commercial and residential applications with the unparalleled energy efficiency of Philips LED lighting.

Ordering guide

Example: LF8FR3940UDZT

Series	Length (nominal)	Lens	Lumens ⁵ (nominal)	Color	Voltage	Driver	Options
LF		FR				-	
LF FluxStream	2' 2' length 3' 3' length 4' 4' length 8' 8' length ¹	FR 100% Frost	20 2000 lumens ² 30 3000 lumens ³ 31 3100 lumens ⁴ 39 4000 lumens ⁴ 52H 5200 lumens, hi-temp ⁴ 60 6000 lumens ⁴	50 5000K 40 4000K 35 3500K 30 3000K	U Universal 120/277V 1 120V ⁶ 2 277V ⁶ 3 347V ⁷	DZT 0-10v dimming SZT Step dimming (100-40) XDIM ⁶ MarkX Phase Dimming DALI DALI L3D Lutron Hi-Lume A 1% Dimming	EMLED ⁴ Factory wired Philips Bodine BSL310LP integral emergency pack. Nominal 1100 lm FH360 120-347V motion sensor, factory installed on end cap (120-347V) PAF Paint after fabrication (white)

1. 8' FluxStream is tandem 4' with single piece 8' body
2. Only available with 2' unit
3. Only available with 3' unit
4. Only available with 4' & 8' tandem units
5. Nominal delivered lumens at 25°C ambient.
6. XDIM option must be specified with 120V or 277V options only.
7. 347V not available with 6000 lumens.

Accessories (order separately)

- **LFCPL** Continuous Row Joiner: Required for row mounting. Number of joiners required per row is equal to one less than the number of luminaires per row.
- **FH360-UNV** 120-347V motion sensor, field installed via 7/8" KO on end cap
- **LF4WGW** 4' Wireguard, white
- **LF4LNFR** 4' 100% frosted replacement lens

General Notes

Many luminaire components, such as reflectors, refractors, lenses, sockets, lampholders, and LEDs are made from various types of plastics which can be adversely affected by airborne contaminants. If sulfur based chemicals, petroleum based products, cleaning solutions, or other contaminants are expected in the intended area of use, consult factory for compatibility.

Accessories (order separately)

Stem and Canopy Sets: Suspend the luminaire 12", 18", 24", 36", or 48" from surface. Two per luminaire recommended.

SV5F12 – 12" SV5F24 – 24" SV5F48 – 48"
 SV5F18 – 18" SV5F36 – 36"

Chain Hanging Kit: Includes two 5' heavy duty link chains with sturdy "V" hook for luminaire suspension.

FKR-126 – Two 5' chains and "V" hooks

Aircraft Cable Kit:

Power feed cable/canopy kit (adjustable 6" to 60")
 SVCC60-UNV – 120/277V SVCC60-347 – 347V
 Cable and canopy kit (adjustable 6" to 60")
 SVC60



LF FluxStream LED strip

2', 3', 4' and 8'

Features

- Sleek and compact design ideal for installation in tight spaces.
- Rugged 100% frost acrylic lens shields LEDs from direct view.
- Capable of providing up to 6000lm per 4' (nominal) length
- Long life LEDs provide up to 100,000 hours (L70) LED lumen maintenance.
- Variety of mounting options for installation flexibility.
- Wall mountable – ADA compliant.
- Snap in LED pan and single grounding screw for easy installation.
- Row mountable with continuous row joiner (LFCPL).
- Each end cap includes a 7/8" KO.
- 4000lm package version capable of providing similar light levels to a (2) 28W T5 strip while using 33% less energy.
- 0-10v dimming is standard, additional options including 100/40% step and Mark X leading edge phase dimming available.
- Ideal for installation in refrigerated areas (-20°C to 25°C).
- 52H option suitable for -40°C to 35°C ambient.
- Enclosed lens minimizes penetration of dust, insects and other debris into the lamp compartment.
- Available in nominal 2', 3', 4' and 8' tandem lengths.
- 8' tandem unit is two 4' optical assemblies with an aesthetic center mullion on a single full length chassis.
- Fully enclosed wiring and LED diodes.
- 80+ CRI and excellent color consistency.

- Fluxstream luminaires are Designlights Consortium® qualified. Please see the DLC QPL list for exact catalog numbers (<http://www.designlights.org/QPL>).
- 5 year manufacturer's limited warranty based on 25°C ambient operating temperature when surface mounted, and 30°C for suspended installation for standard configurations. 52H is 35°C max ambient. Visit www.philips.com/warranties for complete warranty information.

Finish

Baked white acrylic matte high reflectance paint finish.

Shielding

Contoured frosted acrylic lens.

Electrical

LED boards and drivers are RoHS (Restriction of Hazardous Substances) compliant. Total system life rated at 50,000 hours. Predicted L70 lifetime based on LED manufacturer's supplied LM-80 data and in-situ laboratory testing.

Materials

Heavy gauge cold rolled steel housing and LED pan. Polycarbonate injection molded end caps.

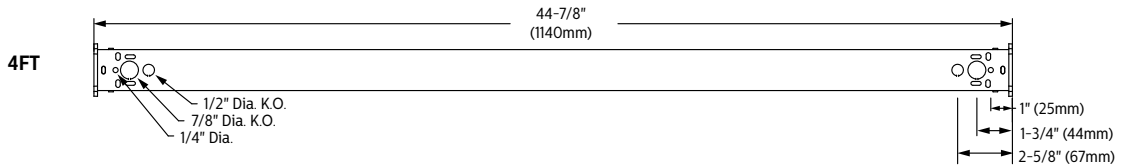
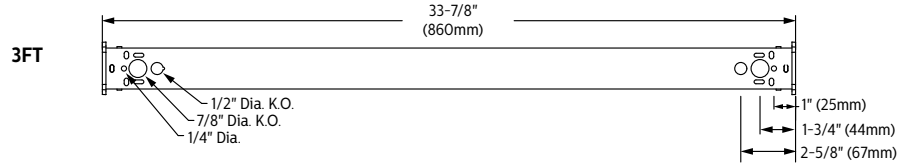
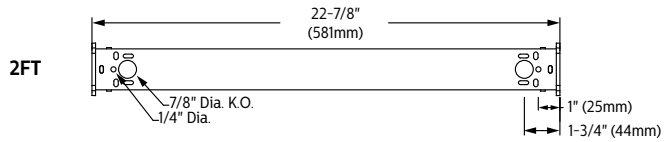
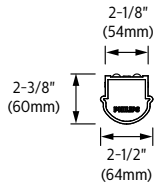
Labels

cETLus listed.
Suitable for damp locations.

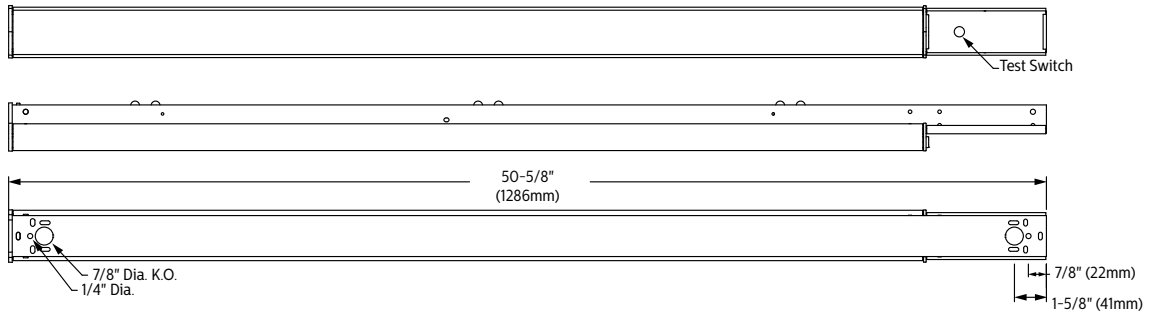
LF FluxStream LED strip

2', 3', 4' and 8'

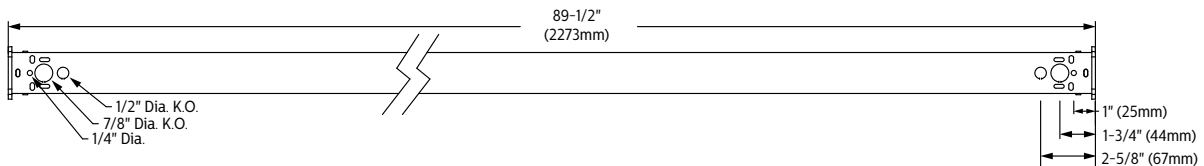
Dimensions



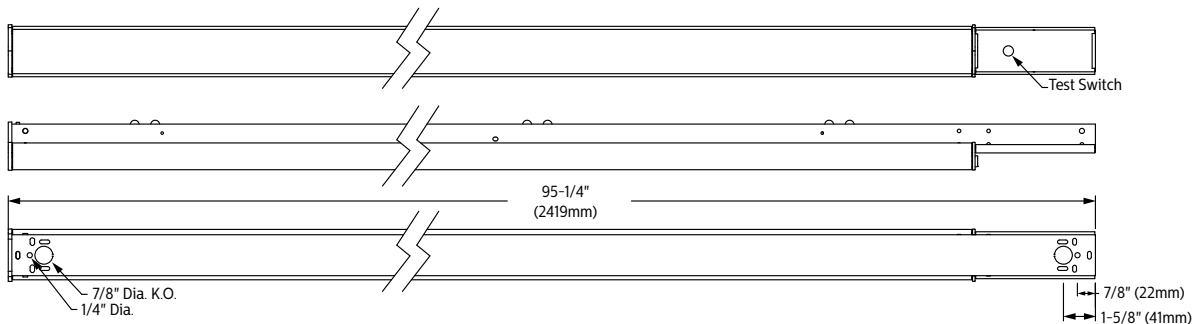
4FT
with
emergency



8FT



8FT
with
emergency



LF FluxStream LED strip

2', 3', 4' and 8'

FluxStream 2', 18W LED, 4000K, 2000 nominal lumens

Catalog No. LF2FR2040UDZT Test No. 35280 S/MH 1.3 Lamp Type LED Lumens 2042 Input Watts 18 Efficacy 113 Comparative yearly lighting energy cost per 1000 lumens – \$2.11 based on 3000 hrs. and \$.08 pwr KWH. The photometric results were obtained in the Philips Day-Brite laboratory which is NVLAP accredited by the National Institute of Standards and Technology. Photometric values based on test performed in compliance with LM-79.	Candlepower				Light Distribution			Average Luminance																																																																																																																																																
	Angle 0 5 15 25 35 45 55 65 75 85 95 105 115 125 135 145 155 165 175	End 667 658 630 568 480 377 271 172 85 19 0 0 0 0 0 0 0 0	45 667 665 644 591 516 426 329 237 159 98 55 29 9 4 2 0 0 0 0	Cross 667 668 650 604 538 457 366 277 198 135 88 55 33 11 6 3 1 0 0 0	Degrees 0-30 0-40 0-60 0-90 90-120 90-130 90-150 90-180 0-180	Lumens 515 836 1451 1938 98 102 105 105 2043	% Luminaire 25.2 40.9 71.0 94.9 4.8 5.0 5.1 5.1 100.0	Angle 45 55 65 75 85	End 15481 13470 11281 8580 4319	45° 13728 11827 9978 8352 7144	Cross 13763 12085 10435 9027 8085																																																																																																																																													
Coefficients of Utilization EFFECTIVE FLOOR CAVITY REFLECTANCE 20 PER (pfc=0.20)					<table border="1"> <thead> <tr> <th>pcc</th> <th colspan="3">80</th> <th colspan="3">70</th> <th colspan="3">50</th> </tr> <tr> <th>pw</th> <th>70</th> <th>50</th> <th>30</th> <th>70</th> <th>50</th> <th>30</th> <th>70</th> <th>50</th> <th>30</th> </tr> </thead> <tbody> <tr> <td>RCR</td> <td colspan="9"></td> </tr> <tr> <td>0</td> <td>117</td> <td>117</td> <td>117</td> <td>113</td> <td>113</td> <td>113</td> <td>108</td> <td>108</td> <td>108</td> </tr> <tr> <td>1</td> <td>106</td> <td>101</td> <td>95</td> <td>103</td> <td>97</td> <td>93</td> <td>93</td> <td>89</td> <td>89</td> </tr> <tr> <td>2</td> <td>95</td> <td>88</td> <td>80</td> <td>93</td> <td>84</td> <td>79</td> <td>81</td> <td>75</td> <td>75</td> </tr> <tr> <td>3</td> <td>88</td> <td>77</td> <td>68</td> <td>84</td> <td>75</td> <td>67</td> <td>70</td> <td>64</td> <td>64</td> </tr> <tr> <td>4</td> <td>80</td> <td>68</td> <td>58</td> <td>78</td> <td>66</td> <td>57</td> <td>63</td> <td>56</td> <td>56</td> </tr> <tr> <td>5</td> <td>73</td> <td>60</td> <td>52</td> <td>70</td> <td>58</td> <td>51</td> <td>56</td> <td>48</td> <td>48</td> </tr> <tr> <td>6</td> <td>68</td> <td>55</td> <td>46</td> <td>66</td> <td>53</td> <td>45</td> <td>51</td> <td>44</td> <td>44</td> </tr> <tr> <td>7</td> <td>63</td> <td>50</td> <td>40</td> <td>60</td> <td>48</td> <td>40</td> <td>46</td> <td>39</td> <td>39</td> </tr> <tr> <td>8</td> <td>58</td> <td>45</td> <td>36</td> <td>56</td> <td>44</td> <td>35</td> <td>42</td> <td>34</td> <td>34</td> </tr> <tr> <td>9</td> <td>55</td> <td>41</td> <td>33</td> <td>53</td> <td>40</td> <td>33</td> <td>39</td> <td>32</td> <td>32</td> </tr> <tr> <td>10</td> <td>52</td> <td>38</td> <td>29</td> <td>50</td> <td>38</td> <td>29</td> <td>35</td> <td>28</td> <td>28</td> </tr> </tbody> </table>								pcc	80			70			50			pw	70	50	30	70	50	30	70	50	30	RCR										0	117	117	117	113	113	113	108	108	108	1	106	101	95	103	97	93	93	89	89	2	95	88	80	93	84	79	81	75	75	3	88	77	68	84	75	67	70	64	64	4	80	68	58	78	66	57	63	56	56	5	73	60	52	70	58	51	56	48	48	6	68	55	46	66	53	45	51	44	44	7	63	50	40	60	48	40	46	39	39	8	58	45	36	56	44	35	42	34	34	9	55	41	33	53	40	33	39	32	32	10	52	38	29	50	38	29	35	28	28
pcc	80			70			50																																																																																																																																																	
pw	70	50	30	70	50	30	70	50	30																																																																																																																																															
RCR																																																																																																																																																								
0	117	117	117	113	113	113	108	108	108																																																																																																																																															
1	106	101	95	103	97	93	93	89	89																																																																																																																																															
2	95	88	80	93	84	79	81	75	75																																																																																																																																															
3	88	77	68	84	75	67	70	64	64																																																																																																																																															
4	80	68	58	78	66	57	63	56	56																																																																																																																																															
5	73	60	52	70	58	51	56	48	48																																																																																																																																															
6	68	55	46	66	53	45	51	44	44																																																																																																																																															
7	63	50	40	60	48	40	46	39	39																																																																																																																																															
8	58	45	36	56	44	35	42	34	34																																																																																																																																															
9	55	41	33	53	40	33	39	32	32																																																																																																																																															
10	52	38	29	50	38	29	35	28	28																																																																																																																																															

FluxStream 3', 23W LED, 4000K, 3000 nominal lumens

Catalog No. LF3FR3040UDZT Test No. 35285 S/MH 1.3 Lamp Type LED Lumens 2996 Input Watts 23 Efficacy 130 Comparative yearly lighting energy cost per 1000 lumens – \$1.83 based on 3000 hrs. and \$.08 pwr KWH. The photometric results were obtained in the Philips Day-Brite laboratory which is NVLAP accredited by the National Institute of Standards and Technology. Photometric values based on test performed in compliance with LM-79.	Candlepower				Light Distribution			Average Luminance																																																																																																																																																
	Angle 0 5 15 25 35 45 55 65 75 85 95 105 115 125 135 145 155 165 175	End 954 938 896 808 685 543 397 258 130 29 0 0 0 0 0 0 0 0	45 954 949 918 865 774 662 538 414 304 213 142 90 54 22 13 8 3 0 0	Cross 954 957 929 865 774 662 538 414 304 213 142 90 54 22 13 8 3 0 0	Degrees 0-30 0-40 0-60 0-90 90-120 90-130 90-150 90-180 0-180	Lumens 736 1195 2089 2825 158 167 173 173 2997	% Luminaire 24.5 39.9 69.7 94.2 5.3 5.6 5.8 5.8 100.0	Angle 45 55 65 75 85	End 15161 13512 11655 9213 5054	45° 13378 11700 10047 8582 7575	Cross 13378 11887 10453 9260 8529																																																																																																																																													
Coefficients of Utilization EFFECTIVE FLOOR CAVITY REFLECTANCE 20 PER (pfc=0.20)					<table border="1"> <thead> <tr> <th>pcc</th> <th colspan="3">80</th> <th colspan="3">70</th> <th colspan="3">50</th> </tr> <tr> <th>pw</th> <th>70</th> <th>50</th> <th>30</th> <th>70</th> <th>50</th> <th>30</th> <th>70</th> <th>50</th> <th>30</th> </tr> </thead> <tbody> <tr> <td>RCR</td> <td colspan="9"></td> </tr> <tr> <td>0</td> <td>117</td> <td>117</td> <td>117</td> <td>113</td> <td>113</td> <td>113</td> <td>108</td> <td>108</td> <td>108</td> </tr> <tr> <td>1</td> <td>106</td> <td>101</td> <td>95</td> <td>103</td> <td>97</td> <td>93</td> <td>92</td> <td>89</td> <td>89</td> </tr> <tr> <td>2</td> <td>95</td> <td>86</td> <td>80</td> <td>93</td> <td>84</td> <td>78</td> <td>80</td> <td>75</td> <td>75</td> </tr> <tr> <td>3</td> <td>86</td> <td>76</td> <td>68</td> <td>83</td> <td>73</td> <td>66</td> <td>69</td> <td>64</td> <td>64</td> </tr> <tr> <td>4</td> <td>80</td> <td>67</td> <td>57</td> <td>77</td> <td>66</td> <td>56</td> <td>61</td> <td>55</td> <td>55</td> </tr> <tr> <td>5</td> <td>72</td> <td>59</td> <td>51</td> <td>70</td> <td>58</td> <td>50</td> <td>56</td> <td>47</td> <td>47</td> </tr> <tr> <td>6</td> <td>68</td> <td>54</td> <td>45</td> <td>65</td> <td>53</td> <td>44</td> <td>50</td> <td>42</td> <td>42</td> </tr> <tr> <td>7</td> <td>63</td> <td>48</td> <td>40</td> <td>60</td> <td>47</td> <td>40</td> <td>46</td> <td>38</td> <td>38</td> </tr> <tr> <td>8</td> <td>57</td> <td>45</td> <td>35</td> <td>56</td> <td>44</td> <td>35</td> <td>41</td> <td>34</td> <td>34</td> </tr> <tr> <td>9</td> <td>55</td> <td>40</td> <td>33</td> <td>53</td> <td>40</td> <td>32</td> <td>39</td> <td>32</td> <td>32</td> </tr> <tr> <td>10</td> <td>51</td> <td>38</td> <td>29</td> <td>50</td> <td>36</td> <td>29</td> <td>35</td> <td>28</td> <td>28</td> </tr> </tbody> </table>								pcc	80			70			50			pw	70	50	30	70	50	30	70	50	30	RCR										0	117	117	117	113	113	113	108	108	108	1	106	101	95	103	97	93	92	89	89	2	95	86	80	93	84	78	80	75	75	3	86	76	68	83	73	66	69	64	64	4	80	67	57	77	66	56	61	55	55	5	72	59	51	70	58	50	56	47	47	6	68	54	45	65	53	44	50	42	42	7	63	48	40	60	47	40	46	38	38	8	57	45	35	56	44	35	41	34	34	9	55	40	33	53	40	32	39	32	32	10	51	38	29	50	36	29	35	28	28
pcc	80			70			50																																																																																																																																																	
pw	70	50	30	70	50	30	70	50	30																																																																																																																																															
RCR																																																																																																																																																								
0	117	117	117	113	113	113	108	108	108																																																																																																																																															
1	106	101	95	103	97	93	92	89	89																																																																																																																																															
2	95	86	80	93	84	78	80	75	75																																																																																																																																															
3	86	76	68	83	73	66	69	64	64																																																																																																																																															
4	80	67	57	77	66	56	61	55	55																																																																																																																																															
5	72	59	51	70	58	50	56	47	47																																																																																																																																															
6	68	54	45	65	53	44	50	42	42																																																																																																																																															
7	63	48	40	60	47	40	46	38	38																																																																																																																																															
8	57	45	35	56	44	35	41	34	34																																																																																																																																															
9	55	40	33	53	40	32	39	32	32																																																																																																																																															
10	51	38	29	50	36	29	35	28	28																																																																																																																																															

LF FluxStream LED strip

2', 3', 4' and 8'

FluxStream 4', 33W LED, 4000K, 4000 nominal lumens

Catalog No. LF4FR3940UDZT Test No. 35295 S/MH 1.3 Lamp Type LED Lumens 4031 Input Watts 33 Efficacy 122 Comparative yearly lighting energy cost per 1000 lumens – \$1.98 based on 3000 hrs. and \$.08 pwr KWH. The photometric results were obtained in the Philips Day-Brite laboratory which is NVLAP accredited by the National Institute of Standards and Technology. Photometric values based on test performed in compliance with LM-79.	Candlepower				Light Distribution			Average Luminance			
	Angle 0 5 15 25 35 45 55 65 75 85 95 105 115 125 135 145 155 165 175	End 1301 1278 1221 1106 939 741 535 340 166 36 0 0 0 0 0 0 0 0 0	45 1301 1296 1252 1149 1008 836 652 473 317 197 113 59 23 10 5 2 0 0 0	Cross 1301 1305 1265 1177 1052 898 725 552 396 271 177 112 69 33 19 10 3 0 0 0	Degrees 0-30 1005 0-40 1632 0-60 2844 0-90 3812 90-120 200 90-130 212 90-150 220 90-180 220 0-180 4032	Lumens 1005 24.9 40.5 70.5 94.5 5.0 5.3 5.4 5.5 100.0	% Luminaire 24.9 40.5 70.5 94.5 5.0 5.3 5.4 5.5 100.0	Angle 45 15699 55 13856 65 11776 75 9104 85 5015	End 13793 12019 10252 8655 7560	45' 13676 12088 10500 9117 8188	Cross 13676 12088 10500 9117 8188

Coefficients of Utilization

EFFECTIVE FLOOR CAVITY REFLECTANCE 20 PER (pfc=0.20)

pcc	80			70			50		
pw	70	50	30	70	50	30	50	30	
RCR									
0	117	117	117	113	113	113	108	108	
1	106	101	95	103	97	93	93	89	
2	95	86	80	93	84	78	81	75	
3	88	77	68	84	75	67	70	64	
4	80	68	58	77	66	57	63	56	
5	73	60	51	70	58	50	56	48	
6	68	54	45	66	53	45	51	42	
7	63	48	40	60	47	40	46	39	
8	58	45	35	56	44	35	41	34	
9	55	40	33	53	40	33	39	32	
10	51	38	29	50	36	29	35	28	

FluxStream 4', 52W LED, 4000K, 5200 nominal lumens

Catalog No. LF4FR52H40UDZT Test No. 35541 S/MH 1.3 Lamp Type LED Lumens 5201 Input Watts 44 Efficacy 120 Comparative yearly lighting energy cost per 1000 lumens – \$2.00 based on 3000 hrs. and \$.08 pwr KWH. The photometric results were obtained in the Philips Day-Brite laboratory which is NVLAP accredited by the National Institute of Standards and Technology. Photometric values based on test performed in compliance with LM-79.	Candlepower				Light Distribution			Average Luminance			
	Angle 0 5 15 25 35 45 55 65 75 85 95 105 115 125 135 145 155 165 175	End 1667 1638 1567 1421 1207 955 691 440 220 51 0 0 1 1 2 3 4 5 6	45 1667 1660 1604 1474 1348 1074 835 605 405 251 143 78 42 20 11 7 4 4 5	Cross 1667 1668 1619 1509 1348 1150 928 705 508 348 229 147 92 57 31 17 8 3 3	Degrees 0-30 1288 0-40 2094 0-60 3651 0-90 4895 90-180 309 0-180 5203	Lumens 24.8 40.2 70.2 94.1 5.9 100.0	% Luminaire 24.8 40.2 70.2 94.1 5.9 100.0	Angle 45 20246 55 17901 65 15249 75 12016 85 7198	End 17710 15409 13111 11039 9617	45' 17528 15475 13430 11678 10527	Cross 17528 15475 13430 11678 10527

Coefficients of Utilization

EFFECTIVE FLOOR CAVITY REFLECTANCE 20 PER (pfc=0.20)

pcc	80			70			50		
pw	70	50	30	70	50	30	50	30	
RCR									
0	117	117	117	113	113	113	108	108	
1	106	101	95	103	97	93	92	89	
2	95	86	80	93	84	78	80	75	
3	86	76	68	83	73	67	70	64	
4	80	68	58	77	66	57	63	55	
5	73	59	51	70	58	50	56	48	
6	68	54	45	66	53	45	51	42	
7	63	48	40	60	47	40	46	39	
8	58	45	35	56	44	35	41	34	
9	55	40	33	53	40	33	39	32	
10	51	38	29	50	36	29	35	28	

LF FluxStream LED strip

2', 3', 4' and 8'

FluxStream 4', 52W LED, 4000K, 6000 nominal lumens

Catalog No. LF4FR6040UDZT Test No. 35293 S/MH 1.3 Lamp Type LED Lumens 6074 Input Watts 52 Efficacy 117		Candlepower				Light Distribution			Average Luminance			
		Angle	End	45	Cross	Degrees	Lumens	% Luminaire	Angle	End	45'	Cross
Comparative yearly lighting energy cost per 1000 lumens – \$2.07 based on 3000 hrs. and \$.08 pwr KWH. The photometric results were obtained in the Philips Day-Brite laboratory which is NVLAP accredited by the National Institute of Standards and Technology. Photometric values based on test performed in compliance with LM-79.		0	1947	1947	1947	0-30	1503	24.7	45	23478	20664	20496
		5	1914	1937	1956	0-40	2442	40.2	55	20781	18064	18144
		15	1828	1873	1896	0-60	4261	70.1	65	17683	15504	15787
		25	1655	1719	1764	0-90	5732	94.3	75	13789	13173	13742
		35	1404	1509	1576	90-120	314	5.2	85	7691	11624	12380
		45	1108	1253	1345	90-130	334	5.5				
		55	803	979	1088	90-150	345	5.7				
		65	511	715	829	90-180	346	5.7				
		75	252	483	597	0-180	6078	100.0				
		85	55	303	410							
		95	0	176	269							
		105	0	96	172							
		115	0	40	106							
		125	0	18	51							
		135	0	8	29							
		145	0	3	15							
		155	0	0	4							
165	0	0	0									
175	1	0	0									

Coefficients of Utilization												
EFFECTIVE FLOOR CAVITY REFLECTANCE 20 PER (pfc=0.20)												
pcc	80			70			50					
pw	70	50	30	70	50	30	70	50	30	70	50	30
RCR												
0	117	117	117	113	113	113	108	108	108	108	108	108
1	106	101	95	103	97	93	92	89	89	89	89	89
2	95	86	80	93	84	78	80	75	75	75	75	75
3	86	76	68	83	73	67	70	64	64	64	64	64
4	80	68	58	77	66	56	63	55	55	55	55	55
5	73	59	51	70	58	50	56	48	48	48	48	48
6	68	54	45	66	53	45	51	42	42	42	42	42
7	63	48	40	60	47	40	46	39	39	39	39	39
8	58	45	35	56	44	35	41	34	34	34	34	34
9	55	40	33	53	40	33	39	32	32	32	32	32
10	51	38	29	50	36	29	35	28	28	28	28	28

© 2015 Koninklijke Philips N.V. All rights reserved.
 Philips reserves the right to make changes in specifications and/or to discontinue any product at any time without notice or obligation and will not be liable for any consequences resulting from the use of this publication.
philips.com/luminaires



Philips Lighting North America Corporation
 200 Franklin Square Drive, Somerset, NJ 08873
 Tel. 855-486-2216

Philips Lighting Canada Ltd.
 281 Hillmount Rd, Markham, ON, Canada L6C 2S3
 Tel. 800-668-9008