

# Enclosed shielded illumination for demanding locations.

VTN SERIES  
VAPORTIGHT



4' AND 8' VAPOR RESISTANT GASKET FLUORESCENT  
WET LOCATION/IP 65 RATED  
1 OR 2 LAMP T8 AND T5

CSA listed for damp/wet locations. One-piece fiberglass reinforced polyester housing. Smooth virgin acrylic lens. Crepe pattern inner surface lens. Bonded closed-cell neoprene gasket. Molded cam-action tension latches. RS version is 4½" deep. SL and HO are 5⅝" deep. Optional polycarbonate lens. Optional tamper proof latch. Optional inside silver reflector. Up to 86% efficient with silver reflector.

Project: \_\_\_\_\_  
 Location: \_\_\_\_\_  
 Catalog No: \_\_\_\_\_  
 Fixture Type: \_\_\_\_\_  
 Mfg: \_\_\_\_\_ Lamps: \_\_\_\_\_ Qty: \_\_\_\_\_  
 Notes: \_\_\_\_\_

## Ordering Guide

Explanation of Catalog Number Example: VT248UNVHI

Family	Fixture Length	Lamps in Cross Section	Lamp Wattage	Lens Shielding	Voltage	Ballast Type	Options
<b>VTN</b>	<input type="text"/>	<input type="text"/>	<input type="text"/>	<input type="text"/>	<input type="text"/>	<input type="text"/>	<input type="text"/>
Damp/Wet Location, Rated IP65	4 = 49⅞" 8 = 97⅓/₁₆"	1 = 1 Lamp T5 or T8 2 = 2 Lamp T5 or T8	32 = 32W T8 59 = 59W T8 Slimline 28 = 28W T5 54 = 54W T5HO	ST = Inner Crepe Pattern Acrylic (Standard) DR = High Impact Acrylic SR = Opal Lens	UNV = 120/277V 120 = 120V 277 = 277V 347 = 347V	HI* = 1 or 2 Lamp T8 Electronic I.S. THD<10% PG = 1 or 2 Lamp T5 Electronic P.S. THD<10%	Add Appropriate Suffix to Catalog Number

## Features

- Efficiency 81.3%.
- One piece fiberglass reinforced polyester housing.
- Smooth virgin acrylic lens.
- Crepe pattern inner surface lens.
- Bonded closed-cell neoprene gasket.
- Molded cam-action tension latches.
- CSA listed for Wet Location.
- CSA listed for IP65 (Ingress protection against water and dust—consult your Philips Lighting representative).
- Consult your Philips Lighting representative for IP documentation and required product configuration for IP67 rating.

## Specifications

**Materials:** Chassis parts—Molded fiberglass 5V-A housing. Continuous poured gasket. Polycarbonate cam-action latches are standard. Ballast is retained by a snap-on gear tray in lieu of channel, reducing weight.

**Finish:** Chassis exterior—Non-conductive, non-corrosive housing. Smooth exterior surface for easy cleaning.

**Shielding:** Injection molded, one-piece impact resistant 0.125" starting thickness. Lens enclosure shall have gasket all around to seal fixture from dirt, moisture and other contaminants.

**Ballast Cover:** Snap-on type without fasteners, screwdriver slots provided for easy removal.

**Latches:** Lock-tight molded cam-action tension latches, securely clamps lens to fixture.

**Electrical:** Thermally protected class "P" ballast C.B.M. approved, non PCB. If K.O. is within 3" of ballast, use wire suitable for at least 90°.

**Labels:** Listed by cCSAus.

This product may have a mercury containing lamp. Manage in accord with Disposal Laws. See: [www.lamprecycle.org](http://www.lamprecycle.org)

## Options/Accessories

### Lens/Shielding:

**ST:** Smooth virgin acrylic with inner crepe pattern.

**SW:** Opal lens.

**DR:** High impact acrylic.

**Emergency Power Pack:** Factory installed emergency power pack includes charger and inverter concealed in fixture channel. Upon loss of AC power, operates one lamp at high lumen output for a period of 90 minutes. For 347V consult your Philips Lighting representative. Suffix: **E** (Standard Bodine LP600) 120V or 277V only

**Electrical Wiring Options:** Consult your Philips Lighting representative.

**Radio Interference Filter:** UNV only Suffix: **R**.

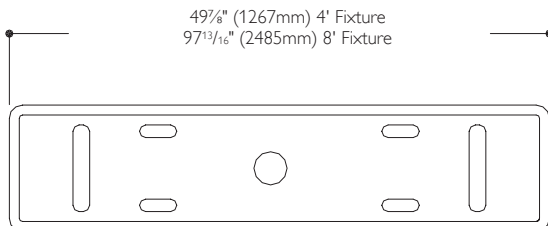
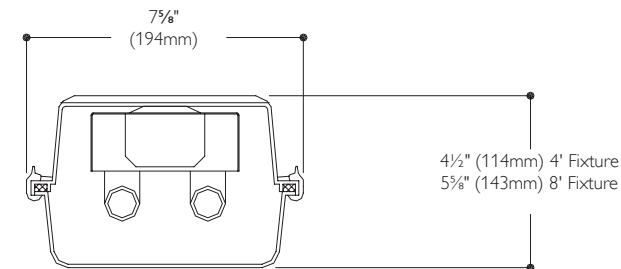
**Brackets:** Self captivating bracket suspension option (consult your Philips Lighting representative).

**Water Tight Hubs:** Water-tight hub for end conduit entry (order catalog number **WHP0001**).

**Tamper Proofing:** Consult your Philips Lighting representative (Suffix: **9**).

**Specular Reflector:** Consult your Philips Lighting representative (Suffix: **X**).

## Dimensions



## Mounting Methods



Precision molded pre-formed knockouts for stem, chain or surface mounting.



Smooth virgin acrylic lens opens easily and hinges from either side for easy maintenance

## Performance

### Model No. VT248-UNVHI

Report Number: LSC7745

Catalog Number: VT248-UNVHI

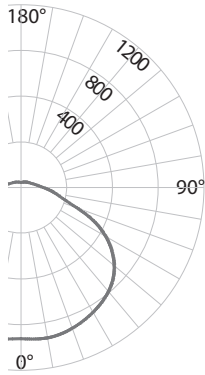
Lamp: (2) F32T8

Report is based on 2950 lumens per lamp.

Efficiency: 81.3%

### Candela Distribution

Angle	0.0	22.5	45.0	67.5	Across
0	1089	1089	1089	1089	1089
5	1098	1083	1089	1086	1083
15	1058	1069	1095	1106	1105
25	977	1012	1057	1117	1128
35	861	931	1034	1097	1119
45	709	791	926	1011	1024
55	519	621	764	862	903
65	330	439	608	734	773
75	165	283	482	609	640
85	55	172	358	448	483
90	38	123	271	372	399
95	40	106	261	376	402
105	21	70	161	252	280
115	22	30	66	106	123
125	16	13	35	37	27
135	17	15	21	19	12
145	16	20	9	7	0
155	14	20	7	6	0
165	10	7	0	1	0
175	0	0	0	0	0
180	0	0	0	0	0



### Coefficients of Utilization

Ceiling	80%			70%			50%			
Wall	70	50	30	50	30	10	50	30	10	
RCR	Zonal Cavity Method— Effective Floor Cavity Reflectance = 0.20									
Room Cavity Ratio	1	85	81	77	78	74	71	73	70	67
	2	77	69	63	67	61	57	62	58	54
	3	70	61	54	59	52	47	55	49	45
	4	64	53	46	52	45	39	48	42	38
	5	58	47	39	45	38	33	43	36	32
	6	53	42	34	40	33	28	38	32	27
	7	49	37	30	36	29	24	34	28	23
	8	43	33	26	32	26	22	31	24	20
	9	41	30	23	29	23	18	27	21	17
	10	38	27	20	26	20	16	26	19	15

### Zonal Lumen Summary

Zone	Lumens	% Lamp	% Fixt
0-30	902	15.30	18.70
0-40	1532	25.97	31.75
0-60	2890	48.98	59.87
0-90	4279	72.52	88.63
40-90	2746	46.55	56.90
60-90	1366	23.54	28.77
90-180	547	9.29	11.35
0-180	4826	81.81	100.00

