

3" MINIATURE LOW VOLTAGE SHALLOW IC HOUSING



3-1/2" 36° - FMW - 35W MR16		
BL3ICE-S • B1302CL		
3.28'	120.77	2.13'
6.56'	30.19	4.26'
9.84'	13.38	6.4'
13.12'	7.52	8.53'
Distance to Plane F(ft)	Initial Nadir Footcandles E(fc)	Beam Spread ø(ft)

BEAM DIA. MEASURED AT 50% OF NADIR F.C.

FEATURES:

- Integral low voltage transformer to prolong lamp life and increase lighting quality.
- Thermally Protected IC housing.
- Designed for accent and task lighting applications.
- Wire through junction box.
- Preinstalled adjustable bar hangers.
- Dependable, favorable design and effortless installation.
- 5-1/2" height allows use in 2"x 6" joist construction.
- Special screw on the frame locks bar hangers in place which prevents the housing from any movement once installed.

OPTION:

- 1. AIR-SHUT-**
- Gasket to prevent air flow from heated or air conditioned spaces.
 - Meets all national air flow requirements.

DESCRIPTION:

Small aperture, low voltage, thermally protected IC rated, specification grade recessed housing designed for new construction. Accommodates up to 35W MR16 lamps. Furnished with preinstalled adjustable bar hangers. Junction box is provided with four 1/2" KOs, one 3/4" KO and four Romex knockouts with strain relief.

SPECIFICATION:

A. OUTER HOUSING - Die-formed aluminum construction for maximum heat dissipating air chamber on top of the housing. Junction box could be accessed from inside and outside housing.

B. INNER HOUSING - Deep-drawn single piece aluminum construction for maximum heat dissipation and rust protection. Adjusts vertically in plaster frame to accommodate 1/2" to 1-3/8" ceiling.

C. TRANSFORMER - Enhanced in heat dissipating cover, to provide noise free operation. Attached to junction box cover so it may be serviced from below the ceiling. Thermally protected.

- E-Class II dimming electronic transformer (LIGHTECH part #LET 75 BF)

D. BAR HANGERS - Preinstalled bar hangers allow housing to be positioned and locked at any point within a 24" joist span and can be shortened for 12" joists. They are designed to be hammered directly without using nails or screws and could be fit onto T-bar spline for easy installation and quick alignment.

E. JUNCTION BOX - ETL listed for through-branch circuit wiring and has four 1/2" KOs, one 3/4" KO and four Romex knockouts with true pry-out slots and strain clamps.

ETL and C-ETL listed
 For Damp location
 For Feed-through wiring
 For Direct contact with insulation

ITEM SELECTOR: (Please check the boxes below for the option desired)

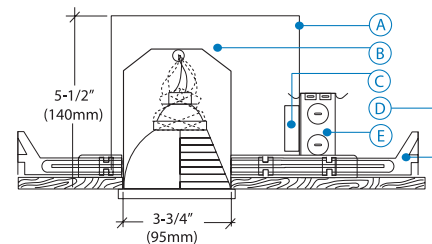
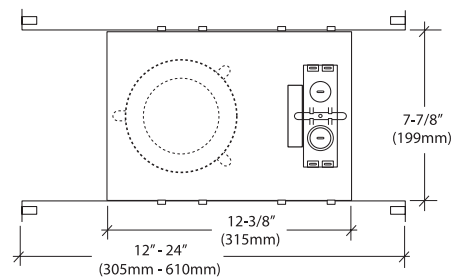
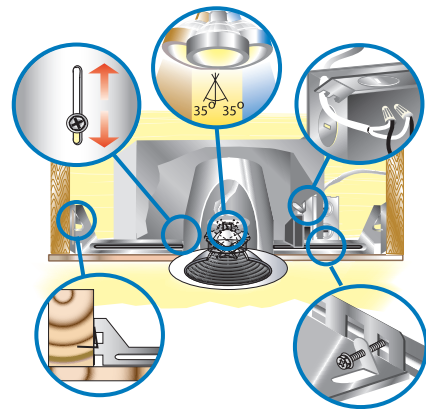
TYPE	WATTAGE	BALLAST	VOLTAGE	OPTION
BL3ICE-S	<input type="checkbox"/> 20W	<input type="checkbox"/> E=Electronic	<input type="checkbox"/> 120	<input type="checkbox"/> AT AT=Air-Shut
	<input type="checkbox"/> 35W		<input type="checkbox"/> 277	

Lamp Wattage:

(1) Maximum 12V 35W MR16



**DESIGNED FOR 2" X 6" JOIST CONSTRUCTION
 TRANSFORMER CAN BE SERVICED FROM BELOW THE CEILING**

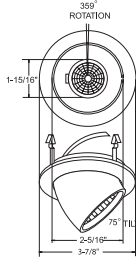


Galleria



B1306WH

Fully Adjustable
(75° Tilt, 359° Rotation)



DESCRIPTION:

- Lamp holder adjusts 75° tilt and rotates 359°
- Used to accentuate an artwork or a particular object
- All die-cast construction for functional and aesthetic use
- Relamps from the front

B1306 ____



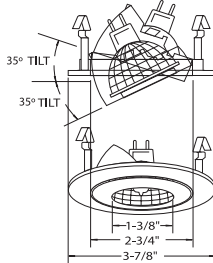
O. D.	TRIM	HOUSING	MAX. LAMP W.
3-7/8"	WH, BK, SN, CP CH, PB, BZ	BL3IC, BL3, BL3R	50W 12V MR16
		BL3-75	75W 12V MR16
		BL30IC-E, BL3E-S, BL3RE-S	35W 12V MR16

Galleria



B1312SN

Fully Adjustable (35° Tilt)



DESCRIPTION:

- Offers hidden light technology
- Trim maybe regressed or outgressed 35°
- Can take up to 2 optical accessories
- All die-cast construction for functional and aesthetic use
- Unitized optics guarantee proper alignment of lamp

B1312 ____



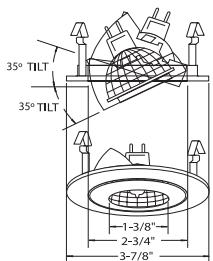
O. D.	TRIM	HOUSING	MAX. LAMP W.
3-7/8"	WH, BK, SN, CP CH, PB, BZ	BL3IC, BL3, BL3R	50W 12V MR16
		BL3-75	75W 12V MR16
		BL30IC-E, BL3E-S, BL3RE-S	35W 12V MR16
		G3IC, G3, G3R	50W 120V GU10

Galleria



B1368W-WH

Fully Adjustable w/ Baffle (35° Tilt)



DESCRIPTION:

- Offers hidden light technology
- Trim maybe regressed or outgressed 35°
- Can take up to 2 optical accessories
- Unitized optics guarantee proper alignment of lamp
- Built w/ deep baffle technology for glare-free illumination

B1368 ____ - ____



O. D.	AVAILABLE COLORS	HOUSING	MAX. LAMP W.
3-7/8"	CP-CP, SN-SN, W-WH, P-WH, P-BK, BZ-BZ	BL3IC, BL3, BL3R	50W 12V MR16
		BL3-75	75W 12V MR16
		BL30IC-E, BL3E-S, BL3RE-S	35W 12V MR16
		G3IC, G3, G3R	50W 120V GU10



MR16 LENS FILTER

- BP8MR16-BL BLUE
- BP8MR16-GR GREEN
- BP8MR16-PI PINK
- BP8MR16-PU PURPLE
- BP8MR16-DL DAY LIGHT

- BP8MR16-YE YELLOW
- BP8MR16-AM AMBER
- BP8MR16-OR ORANGE
- BP8MR16-RE RED



- CAT. #**
- 1. BP8MR16-FR FROSTED
 - 2. BP8MR16-SP SPREAD
 - 3. BP8MR16-SF SOFT FOCUS
 - 4. BP8MR16-HC HONEY COMB

- CAT. #**
- 5. BP8MR16-LI LINEAR
 - 6. BP8MR16-SOL SOLITE
 - 7. BP8MR16-CL CLEAR
 - 8. BP8MR16-UV ULTRAVIOLET